

CHBE320 LECTURE VI
DYNAMIC BEHAVIORS OF
REPRESENTATIVE PROCESSES

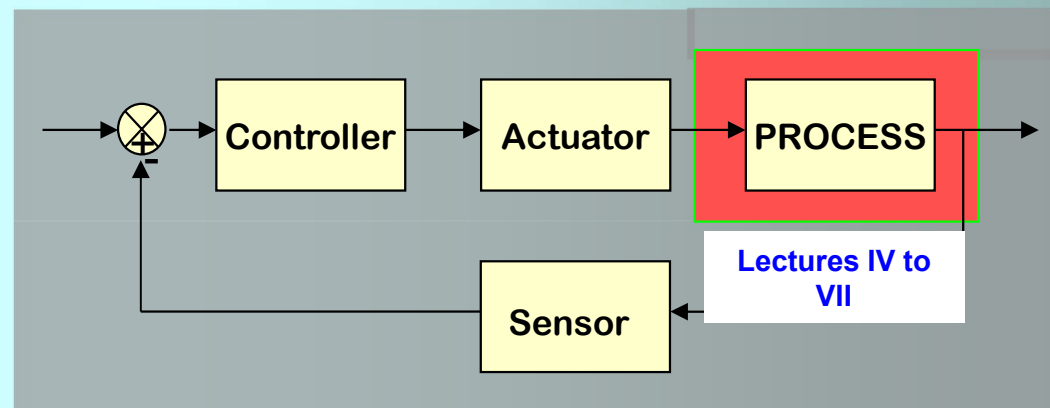
Professor Dae Ryook Yang

Fall 2021

Dept. of Chemical and Biological Engineering
Korea University

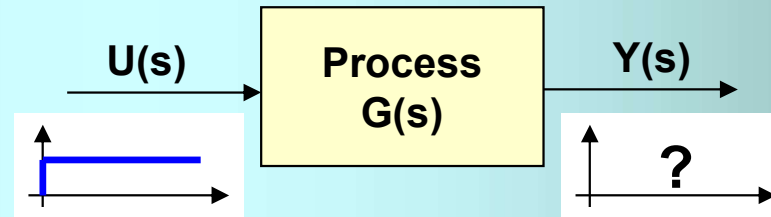
Road Map of the Lecture VI

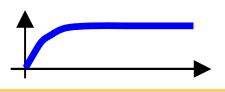
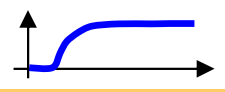
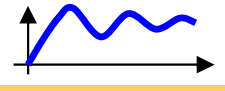
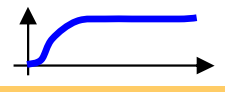
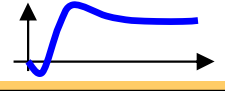

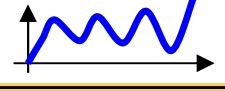
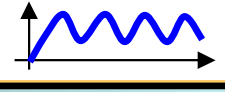
- **Dynamic Behavior of Representative Processes**
 - **Open-loop responses**
 - **Step input**
 - **Impulse input**
 - **Sinusoidal input**
 - **Ramp input**
 - **Bode diagram analysis**
 - **Effect of pole/zero location**



REPRESENTATIVE TYPES OF RESPONSE

- For step inputs



$Y(t)$	Type of Model, $G(s)$
	Nonzero initial slope, no overshoot or nor oscillation, 1 st order model
	1 st order+Time delay
	Underdamped oscillation, 2 nd or higher order
	Overdamped oscillation, 2 nd or higher order
	Inverse response, negative (RHP) zeros
	Unstable, no oscillation, real RHP poles
	Unstable, oscillation, complex RHP poles
	Sustained oscillation, pure imaginary poles

1ST ORDER SYSTEM

- **First-order linear ODE (assume all deviation variables)**

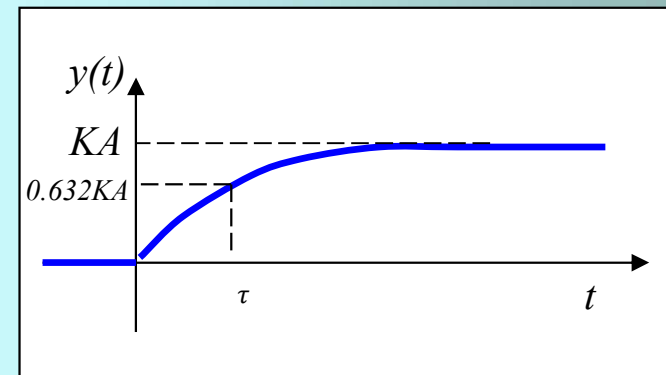
$$\tau \frac{dy(t)}{dt} = -y(t) + Ku(t) \xrightarrow{\mathcal{L}} (\tau s + 1)Y(s) = KU(s)$$

- **Transfer function:** $\frac{Y(s)}{U(s)} = \frac{K}{(\tau s + 1)}$
 - Gain
 - Time constant

- **Step response:**

With $U(s) = A/s$,

$$Y(s) = \frac{KA}{s(\tau s + 1)} \xrightarrow{\mathcal{L}^{-1}} y(t) = KA(1 - e^{-t/\tau})$$

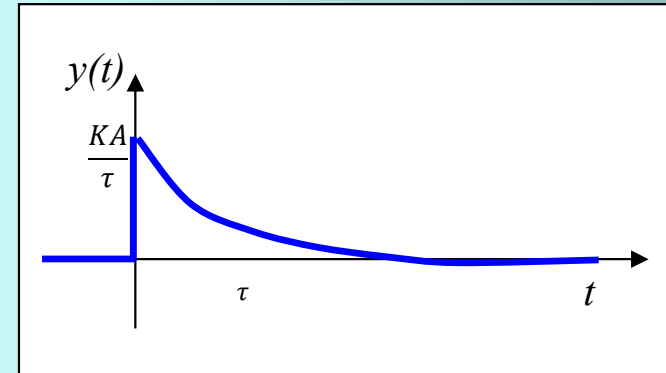


- $y(\tau) = KA(1 - e^{-\tau/\tau}) \approx 0.632KA$
- $KA(1 - e^{-t/\tau}) \geq 0.99KA \Rightarrow t \approx 4.6\tau$ (Settling time= $4\tau \sim 5\tau$)
- $y'(0) = KAe^{-t/\tau}/\tau \Big|_{t=0} = KA/\tau \neq 0$ (Nonzero initial slope)

- **Impulse response**

With $U(s) = A$,

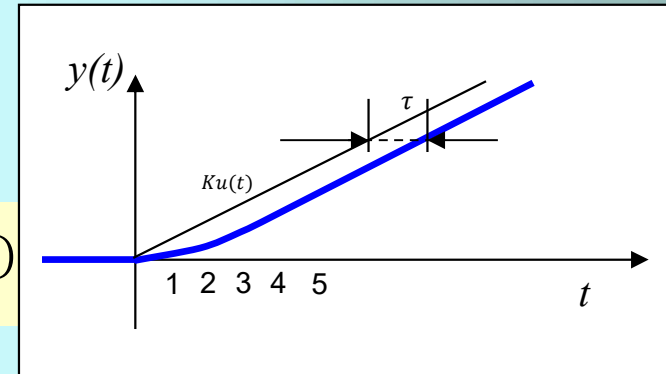
$$Y(s) = \frac{KA}{(\tau s + 1)} \xrightarrow{\mathcal{L}^{-1}} y(t) = \frac{KA}{\tau} e^{-t/\tau}$$



- **Ramp response**

With $U(s) = a/s^2$,

$$Y(s) = \frac{Ka}{s^2(\tau s + 1)} \xrightarrow{\mathcal{L}^{-1}} y(t) = Ka\tau e^{-t/\tau} + Ka(t - \tau)$$

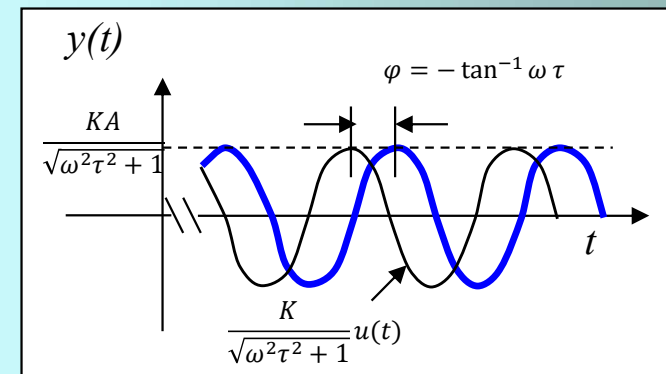


- **Sinusoidal response**

With $U(s) = \mathcal{L}[A \sin \omega t] = A\omega/(s^2 + \omega^2)$,

$$Y(s) = \frac{KA\omega}{(\tau s + 1)(s^2 + \omega^2)} \xrightarrow{\mathcal{L}^{-1}}$$

$$y(t) = \frac{KA}{\omega^2\tau^2 + 1} (\omega\tau e^{-t/\tau} - \omega\tau \cos \omega t + \sin \omega t)$$



- **Ultimate sinusoidal response** ($t \rightarrow \infty$)

$$\begin{aligned}
 y_{\infty}(t) &= \lim_{t \rightarrow \infty} \frac{KA}{\omega^2 \tau^2 + 1} (\cancel{\omega \tau e^{-t/\tau}} - \omega \tau \cos \omega t + \sin \omega t) \\
 &= \frac{KA}{\omega^2 \tau^2 + 1} (-\omega \tau \cos \omega t + \sin \omega t) \\
 &= \underbrace{\frac{KA}{\sqrt{\omega^2 \tau^2 + 1}}}_{\text{Amplitude}} \sin(\omega t + \underbrace{\varphi}_{\text{Phase angle}}) \quad (\varphi = -\tan^{-1} \omega \tau)
 \end{aligned}$$

- The output has the same period of oscillation as the input.
- But the amplitude is attenuated and the phase is shifted.

$$\underbrace{\text{Normalized Amplitude Ratio}}_{(\text{AR}_N)} = \frac{1}{\sqrt{\omega^2 \tau^2 + 1}} < 1 \quad \underbrace{\text{Phase angle}} = -\tan^{-1} \omega \tau$$

- High frequency input will be attenuated more and phase is shifted more.

BODE PLOT FOR 1ST ORDER SYSTEM

- AR plot asymptote

$$AR_N(\omega \rightarrow 0) = \lim_{\omega \rightarrow 0} \frac{1}{\sqrt{\omega^2 \tau^2 + 1}} = 1$$

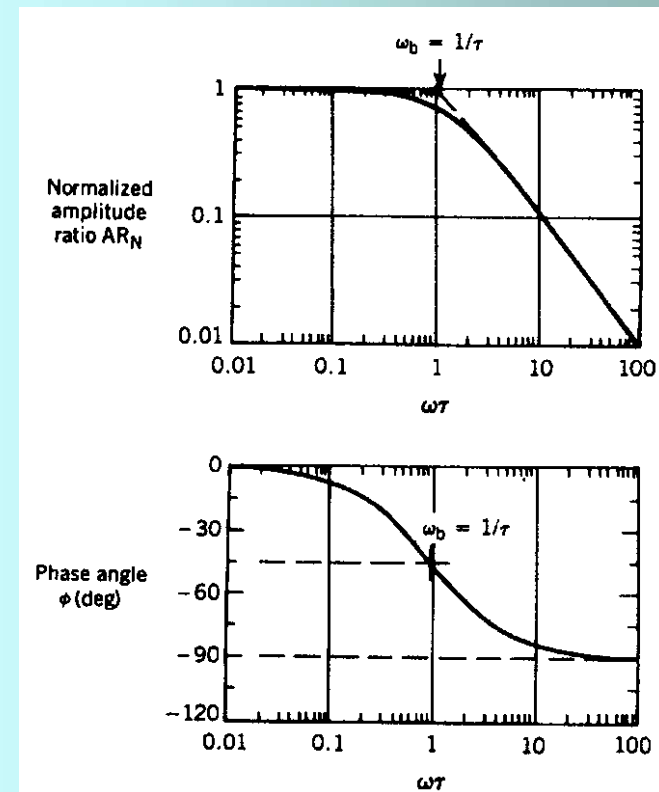
$$AR_N(\omega \rightarrow \infty) = \lim_{\omega \rightarrow \infty} \frac{1}{\sqrt{\omega^2 \tau^2 + 1}} = \frac{1}{\omega \tau}$$

- Phase plot asymptote

$$\varphi(\omega \rightarrow 0) = - \lim_{\omega \rightarrow 0} \tan^{-1} \omega \tau = 0^\circ$$

$$\varphi(\omega \rightarrow \infty) = - \lim_{\omega \rightarrow \infty} \tan^{-1} \omega \tau = -90^\circ$$

- It is also called “low-pass filter”



1ST ORDER PROCESSES

- **Continuous Stirred Tank**

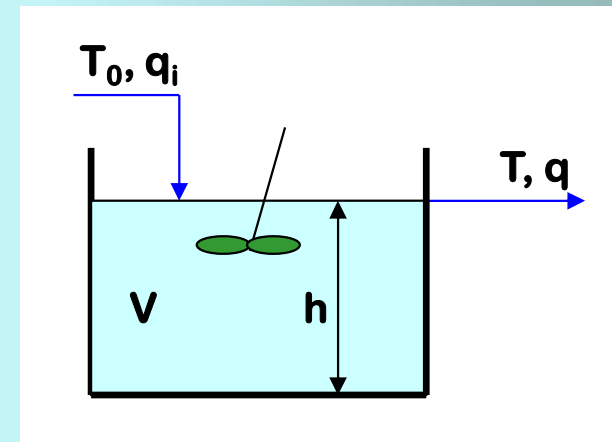
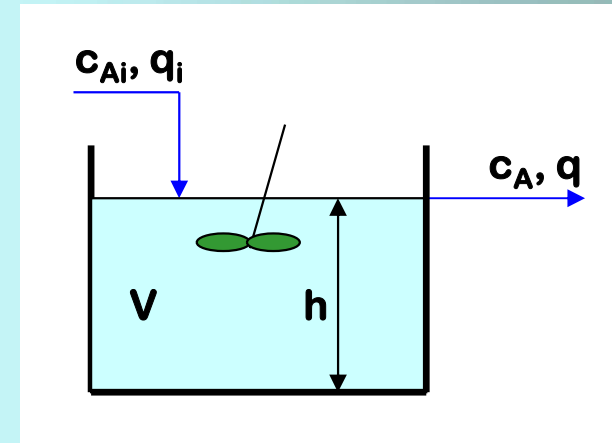
$$V \frac{dc_A}{dt} = qc_{Ai} - qc_A$$

$$\frac{C_A(s)}{C_{Ai}(s)} = \frac{q}{Vs + q} = \frac{1}{(V/q)s + 1}$$

- **With constant heat capacity and density**

$$\rho V C_p \frac{d(T - T_{ref})}{dt} = \rho q C_p (T_0 - T_{ref}) - \rho q C_p (T - T_{ref})$$

$$\frac{T(s)}{T_0(s)} = \frac{q}{Vs + q} = \frac{1}{(V/q)s + 1}$$



INTEGRATING SYSTEM

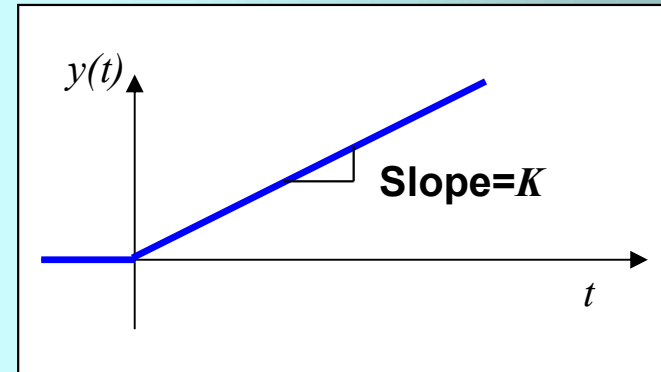
- $\frac{dy(t)}{dt} = Ku(t) \xrightarrow{\mathcal{L}} sY(s) = KU(s)$

- **Transfer Function:** $\frac{Y(s)}{U(s)} = \frac{K}{s}$

- **Step Response**

With $U(s) = 1/s$,

$$Y(s) = \frac{K}{s^2} \xrightarrow{\mathcal{L}^{-1}} y(t) = Kt$$



- The output is an integration of input.
- Impulse response is a step function.
- Non self-regulating system

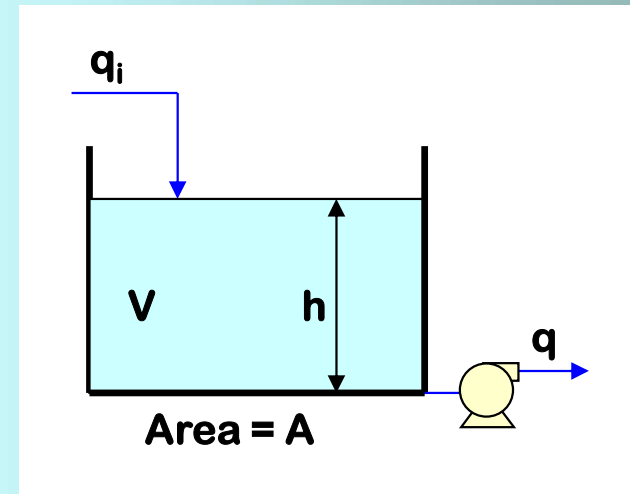
INTEGRATING PROCESSES

- **Storage tank with constant outlet flow**
 - Outlet flow is pumped out by a constant-speed, constant-volume pump
 - Outlet flow is not a function of head.

$$A \frac{dh}{dt} = q_i - q$$

$$\frac{H(s)}{Q_i(s)} = \frac{1}{As}$$

$$\frac{H(s)}{Q(s)} = -\frac{1}{As}$$



2ND ORDER SYSTEM

- **2nd order linear ODE**

$$\tau^2 \frac{d^2 y(t)}{dt^2} + 2\zeta\tau \frac{dy(t)}{dt} + y(t) = Ku(t) \xrightarrow{\mathcal{L}} (\tau^2 s^2 + 2\zeta\tau s + 1)Y(s) = KU(s)$$

- **Transfer Function:**

$$\frac{Y(s)}{U(s)} = \frac{K}{(\tau^2 s^2 + 2\zeta\tau s + 1)}$$

Gain
Time constant
Damping Coefficient

- **Step response**

- **Varies with the type of roots of denominator of the TF.**
 - **Real part of roots should be negative for stability: $\zeta \geq 0$**
 - **Two distinct real roots ($\zeta > 1$): overdamped (no oscillation)**
 - **Double root ($\zeta = 1$): critically damped (no oscillation)**
 - **Complex roots ($0 \leq \zeta < 1$): underdamped (oscillation)**

- **Case I** ($\zeta > 1$) with $U(s)=1/s$

$$Y(s) = \frac{K}{s(\tau^2 s^2 + 2\zeta\tau s + 1)} = \frac{K}{s(\tau_1 s + 1)(\tau_2 s + 1)} \xrightarrow{\mathcal{L}^{-1}} y(t) = K \left(1 - \frac{\tau_1 e^{-t/\tau_1} - \tau_2 e^{-t/\tau_2}}{(\tau_1 - \tau_2)} \right)$$

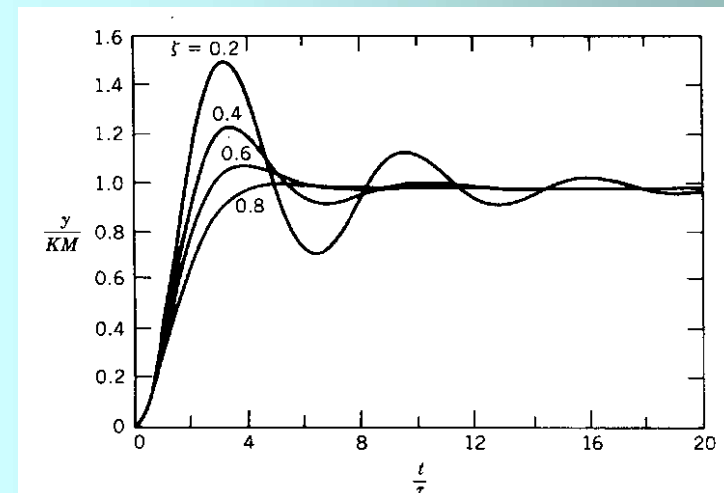
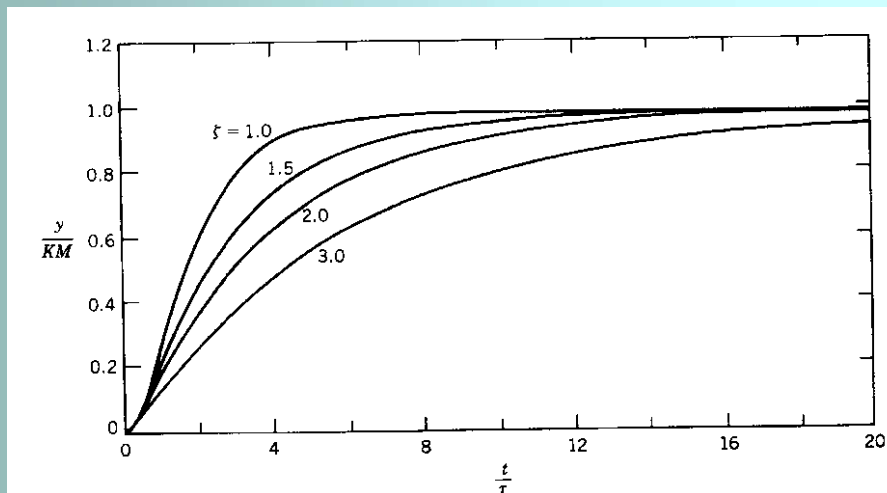
- **Case II** ($\zeta = 1$)

$$Y(s) = \frac{K}{s(\tau^2 s^2 + 2\tau s + 1)} = \frac{K}{s(\tau s + 1)^2} \xrightarrow{\mathcal{L}^{-1}} y(t) = K[1 - (1 + t/\tau)e^{-t/\tau}]$$

- **Case III** ($0 \leq \zeta < 1$)

$$Y(s) = \frac{K}{s(\tau^2 s^2 + 2\zeta\tau s + 1)} \xrightarrow{\mathcal{L}^{-1}} y(t) = K \left[1 - e^{-\zeta t/\tau} \left\{ \cos \alpha t + \frac{\zeta}{\alpha\tau} \sin \alpha t \right\} \right] \quad \left(\alpha = \frac{\sqrt{1 - \zeta^2}}{\tau} \right)$$

Natural frequency



- **Ultimate sinusoidal response**

With $U(s) = \mathcal{L}[A \sin \omega t]$,

$$Y(s) = \frac{KA\omega}{(\tau^2 s^2 + 2\zeta\tau s + 1)(s^2 + \omega^2)} \xrightarrow{\mathcal{L}^{-1}}$$

$$y(t) = \frac{KA}{\sqrt{(1 - \omega^2\tau^2)^2 + (2\zeta\omega\tau)^2}} \sin(\omega t + \varphi) \quad \left(\varphi = -\tan^{-1} \frac{2\zeta\omega\tau}{1 - \omega^2\tau^2}\right)$$

- **Other method to find ultimate sinusoidal response**

For $(s + \alpha + j\omega)$, $y(t)$ has $e^{-(\alpha+j\omega)t}$ and it becomes $e^{-j\omega t}$ as $t \rightarrow \infty$ ($\alpha > 0$).

$$G(s) = \frac{K}{(\tau^2 s^2 + 2\zeta\tau s + 1)} \xrightarrow{s \rightarrow j\omega} G(j\omega) = \frac{K}{(1 - \tau^2\omega^2) + 2j\zeta\tau\omega}$$

$$AR = |G(j\omega)| = \left| \frac{K}{(1 - \tau^2\omega^2) + j\tau\omega} \right| = \frac{K}{\sqrt{(1 - \omega^2\tau^2)^2 + (2\zeta\omega\tau)^2}}$$

$$\varphi = \angle G(j\omega) = \tan^{-1} \frac{\text{Im}(G(j\omega))}{\text{Re}(G(j\omega))} = -\tan^{-1} \frac{2\zeta\omega\tau}{1 - \omega^2\tau^2}$$

BODE PLOT FOR 2ND ORDER SYSTEM

- AR plot

$$AR_N(\omega \rightarrow \infty) = \lim_{\omega \rightarrow \infty} \frac{1}{\sqrt{(1 - \omega^2\tau^2)^2 + (2\zeta\omega\tau)^2}} = \frac{1}{(\omega\tau)^2}$$

- Phase plot

$$\varphi(\omega \rightarrow \infty) = - \lim_{\omega \rightarrow \infty} \tan^{-1} \frac{2\zeta\omega\tau}{1 - \omega^2\tau^2} = \lim_{\omega \rightarrow \infty} \tan^{-1} \frac{-2\zeta}{-\omega\tau} = -180^\circ$$

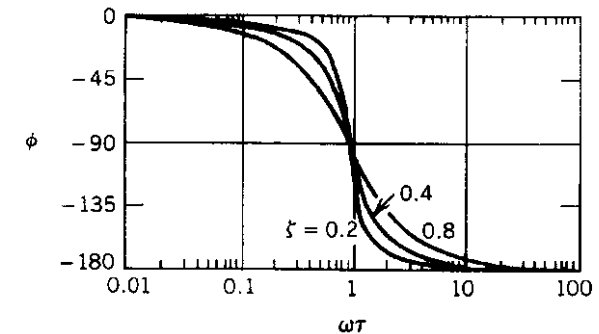
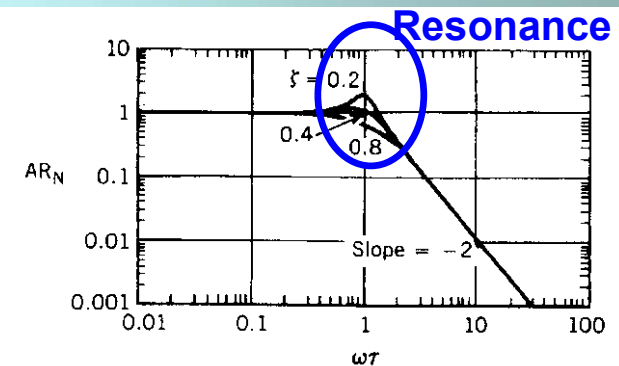
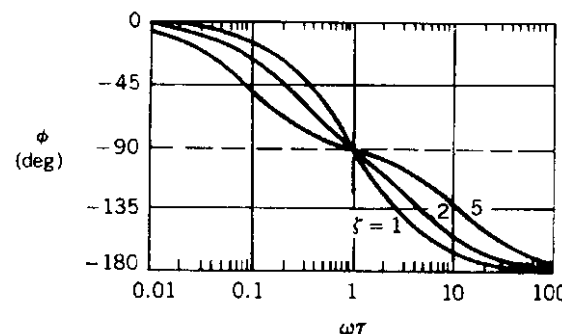
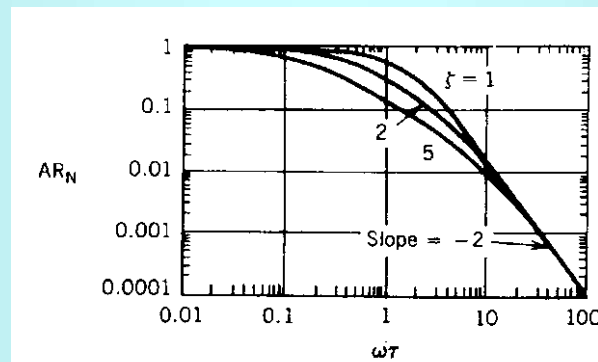
- Resonance

$$d(AR_N)/d\omega = 0$$

$$\omega_{max} = \frac{\sqrt{1 - 2\zeta^2}}{\tau}$$

for $0 < \zeta < 0.707$

The amplitude of output oscillation is bigger than that of input when the resonance occurs .



1ST ORDER VS. 2ND ORDER (OVERDAMPED)

- **Initial slope of step response**

$$\text{1st order: } y'(0) = \lim_{s \rightarrow \infty} \{s^2 Y(s)\} = \lim_{s \rightarrow \infty} \frac{KAs}{\tau s + 1} = \frac{KA}{\tau} \neq 0$$

$$\text{2nd order: } y'(0) = \lim_{s \rightarrow \infty} \{s^2 Y(s)\} = \lim_{s \rightarrow \infty} \frac{KAs}{\tau^2 s^2 + 2\zeta\tau s + 1} = 0$$

- **Shape of the curve (Convexity)**

$$\text{1st order: } y''(t) = -(KA/\tau^2)e^{-t/\tau} < 0 \text{ (For } K > 0) \Rightarrow \text{No inflection}$$

$$\text{2nd order: } y''(t) = -\frac{KA}{\tau_1 - \tau_2} \left(\frac{e^{-t/\tau_1}}{\tau_1} - \frac{e^{-t/\tau_2}}{\tau_2} \right)$$

(+ → - as $t \uparrow$) ⇒ Inflection

CHARACTERIZATION OF SECOND ORDER SYSTEM

- **2nd order Underdamped response**

- **Rise time (t_r)**

$$t_r = \tau(n\pi - \cos^{-1} \zeta) / \sqrt{1 - \zeta^2} \quad (n = 1)$$

- **Time to 1st peak (t_p)**

$$t_p = \tau\pi / \sqrt{1 - \zeta^2}$$

- **Settling time (t_s)**

$$t_s \approx -\tau / \zeta \ln(0.05)$$

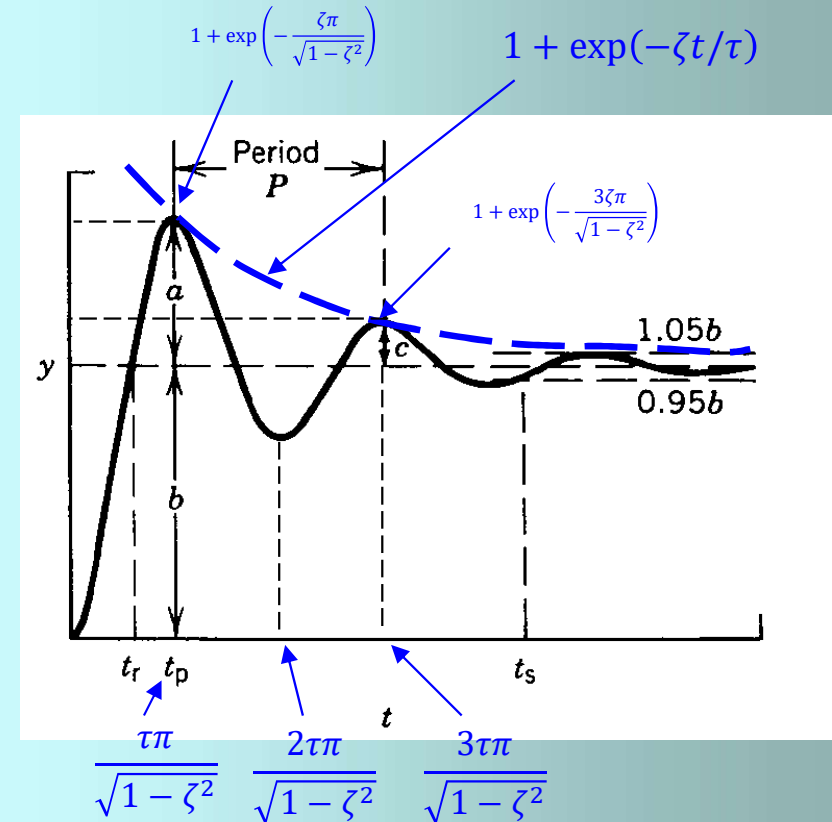
- **Overshoot (OS)**

$$OS = a/b = \exp\left(-\pi\zeta / \sqrt{1 - \zeta^2}\right)$$

- **Decay ratio (DR): a function of damping coefficient only!**

$$DR = c/a = (OS)^2 = \exp\left(-2\pi\zeta / \sqrt{1 - \zeta^2}\right)$$

- **Period of oscillation (P)** $P = 2\pi\tau / \sqrt{1 - \zeta^2}$

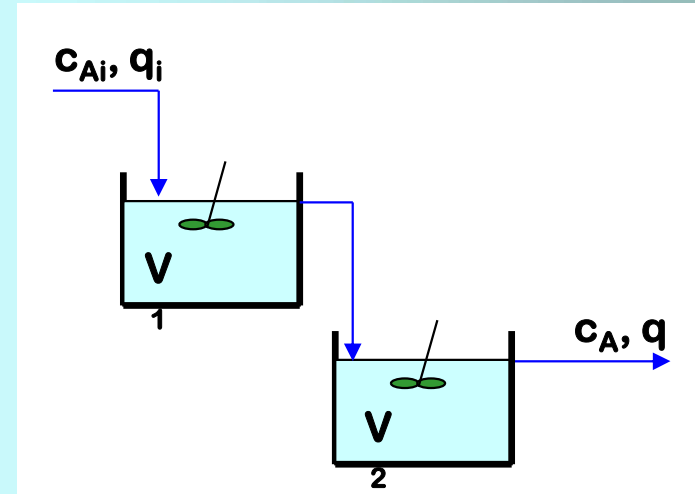


2ND ORDER PROCESSES

- **Two tanks in series**

- If $v_1=v_2$, critically damped.
- Or, overdamped (no oscillation)

$$\frac{C_A(s)}{C_{Ai}(s)} = \frac{1}{((V_1/q)s + 1)((V_2/q)s + 1)}$$



- **Spring-dashpot (shock absorber)**

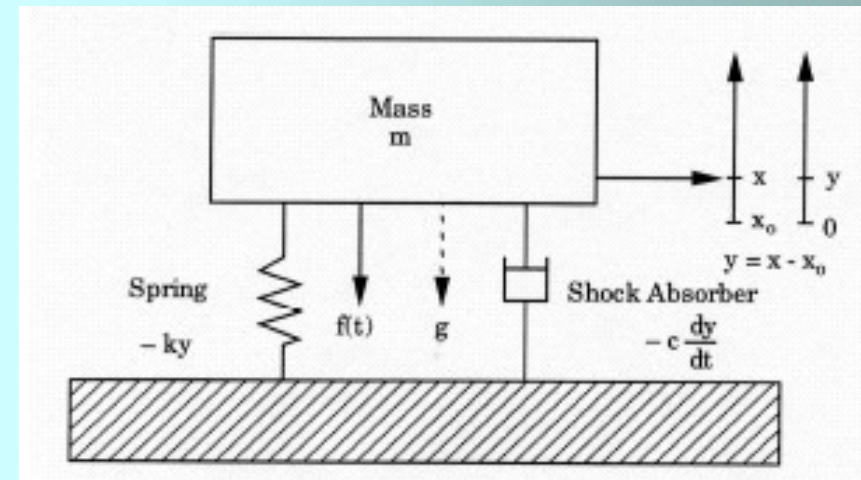
- By force balance

$$(mg + f(t)) - ky - cv = ma$$

$$my'' = -ky - cy' + (mg + f(t))$$

$$\left(\frac{\sqrt{m}}{\sqrt{k}}\right)^2 y'' + 2\sqrt{\frac{c^2}{4mk}} \sqrt{\frac{m}{k}} y' + y = \tilde{f}(t)$$

τ ζ (can be <1: underdamped)



Underdamped Processes

- Many examples can be found in mechanical and electrical system.
- Among chemical processes, open-loop underdamped process is quite rare.
- However, when the processes are controlled, the responses are usually underdamped.
- Depending on the controller tuning, the shape of response will be decided.
- Slight overshoot results short rise time and often more desirable.
- Excessive overshoot may result long-lasting oscillation.

POLES AND ZEROS

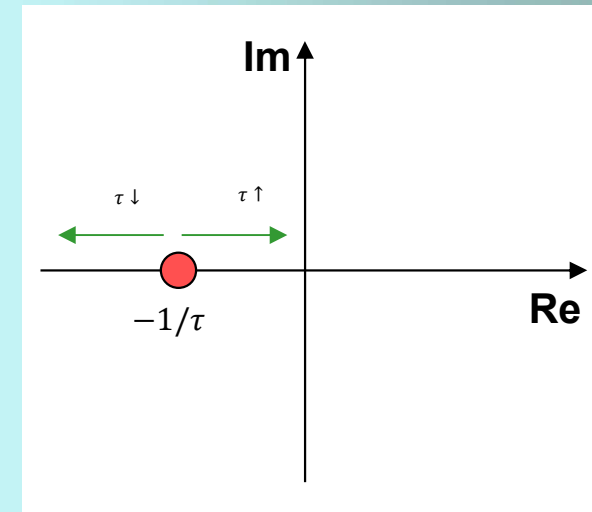
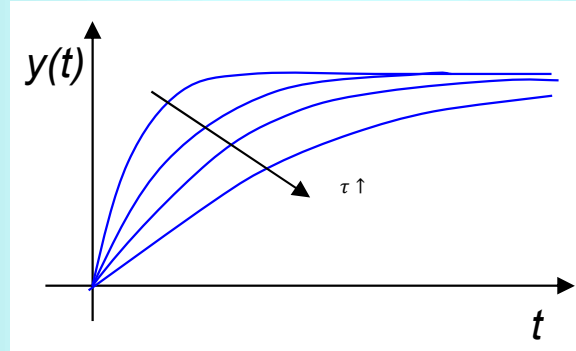
$$G(s) = \frac{N(s)}{D(s)} = \frac{K(b_m s^m + b_{m-1} s^{m-1} + \dots + b_1 s + 1)}{(a_n s^n + a_{n-1} s^{n-1} + \dots + a_1 s + 1)}$$

- **Poles ($D(s)=0$)**
 - Where a transfer function cannot be defined.
 - Roots of the denominator of the transfer function
 - Modes of the response
 - Decide the stability
- **Zero ($N(s)=0$)**
 - Where a transfer function becomes zero.
 - Roots of the numerator of the transfer function
 - Decide weightings for each mode of response
 - Decide the size of overshoot or inverse response
- **They can be real or complex**

- **Real pole from** $(\tau s + 1)$

$$s = -\frac{1}{\tau}$$

- **Mode:** $e^{-t/\tau}$



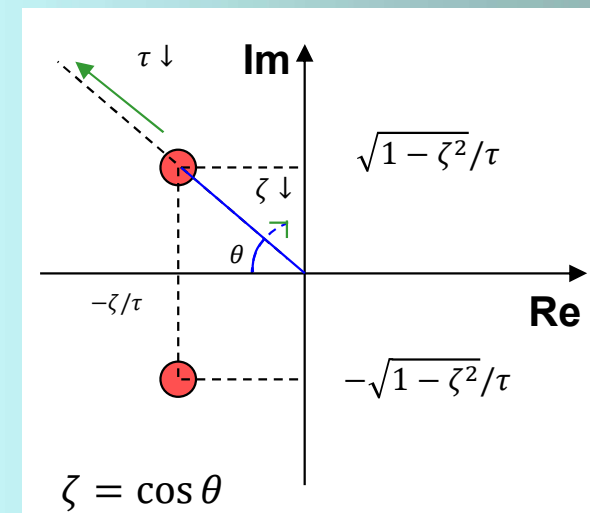
- If the pole is at the origin, it becomes “integrating pole.”
- If the pole is in RHP, the response increases exponentially.

- **Complex pole from** $(\tau^2 s^2 + 2\zeta\tau s + 1)$ $(-1 < \zeta < 1)$

$$s = -\frac{\zeta}{\tau} \pm j \frac{\sqrt{1 - \zeta^2}}{\tau} = -\alpha \pm j\beta$$

$$|s| = \sqrt{\frac{\zeta^2 + 1 - \zeta^2}{\tau^2}} = \frac{1}{\tau} \quad (\text{function of } \tau \text{ only})$$

$$\angle s = \pm \tan^{-1} \frac{\sqrt{1 - \zeta^2}}{\zeta} \quad (\text{function of } \zeta \text{ only})$$



– **Modes:**

$$\begin{aligned} e^{-\alpha t \pm j\beta t} &= e^{-\alpha t} (\cos \beta t \pm j \sin \beta t) \\ &= e^{-\zeta t / \tau} \left(\cos \frac{\sqrt{1 - \zeta^2}}{\tau} t \pm j \sin \frac{\sqrt{1 - \zeta^2}}{\tau} t \right) \end{aligned}$$

– Assume τ is positive.

– If $\zeta < 0$, the exponential part will grow as t increases: **unstable**

– If $\zeta > 0$, the exponential part will shrink as t increases: **stable**

– If $\zeta = 0$, the roots are pure imaginary: **sustained oscillation**

• **Effect of zero**

$$G(s) = \frac{N(s)}{(s + p_1) \cdots (s + p_n)} = w_1 \frac{1}{(s + p_1)} + \cdots + w_n \frac{1}{(s + p_n)}$$

– The effects on weighting factors are not obvious, but it is clear that the numerator (zeros) will change the weighting factors.

EFFECTS OF ZEROS

- **Lead-lag module**

$$G(s) = \frac{N(s)}{D(s)} = \frac{K(\tau_a s + 1)}{(\tau_1 s + 1)}$$

→ Lead
→ Lag

– **Depending on the location of zero**

$$Y(s) = \frac{KM(\tau_a s + 1)}{s(\tau_1 s + 1)} = KM \left\{ \frac{1}{s} + \frac{\tau_a - \tau_1}{\tau_1 s + 1} \right\} \quad y(t) = KM \left[1 - \left(1 - \frac{\tau_a}{\tau_1} \right) e^{-t/\tau_1} \right]$$

(a) $\tau_a > \tau_1 > 0$

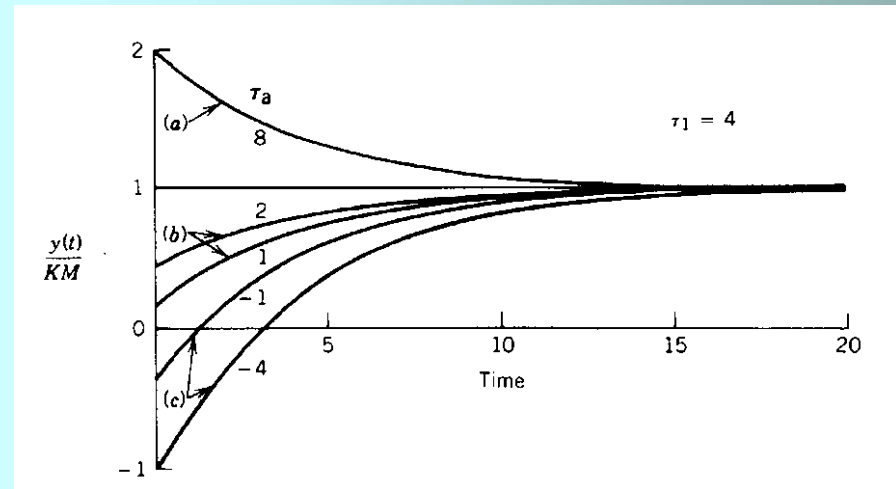
The lead dominates the lag.

(b) $0 \leq \tau_a < \tau_1$

The lag dominates the lead.

(c) $0 > \tau_a$

Inverse response



- Overdamped 2nd order+single zero system

$$G(s) = \frac{N(s)}{D(s)} = \frac{K(\tau_a s + 1)}{(\tau_1 s + 1)(\tau_2 s + 1)}$$

$$Y(s) = \frac{KM(\tau_a s + 1)}{s(\tau_1 s + 1)(\tau_2 s + 1)} = KM \left\{ \frac{1}{s} + \frac{\tau_1(\tau_a - \tau_1)}{\tau_1 - \tau_2} \frac{1}{\tau_1 s + 1} + \frac{\tau_2(\tau_a - \tau_2)}{\tau_2 - \tau_1} \frac{1}{\tau_2 s + 1} \right\}$$

$$y(t) = KM \left[1 + \frac{\tau_a - \tau_1}{\tau_1 - \tau_2} e^{-t/\tau_1} + \frac{\tau_a - \tau_2}{\tau_2 - \tau_1} e^{-t/\tau_2} \right]$$

(a) $\tau_a > \tau_1 > 0$ (assume $\tau_1 > \tau_2$)

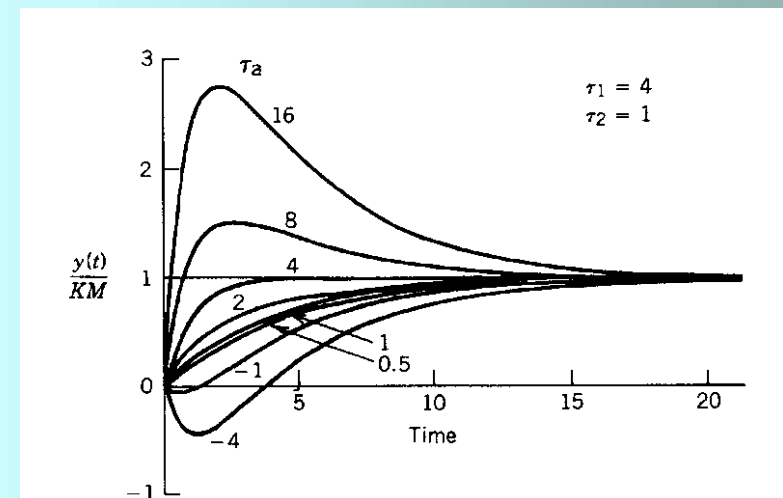
The lead dominates the lags.

(b) $0 < \tau_a \leq \tau_1$

The lags dominate the lead.

(c) $0 > \tau_a$

Inverse response

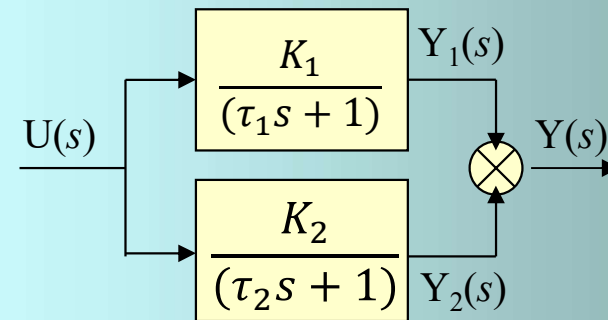


- Other interpretation

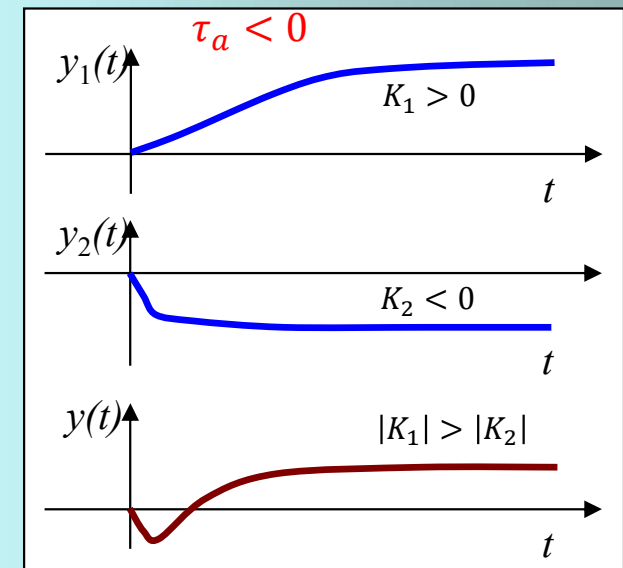
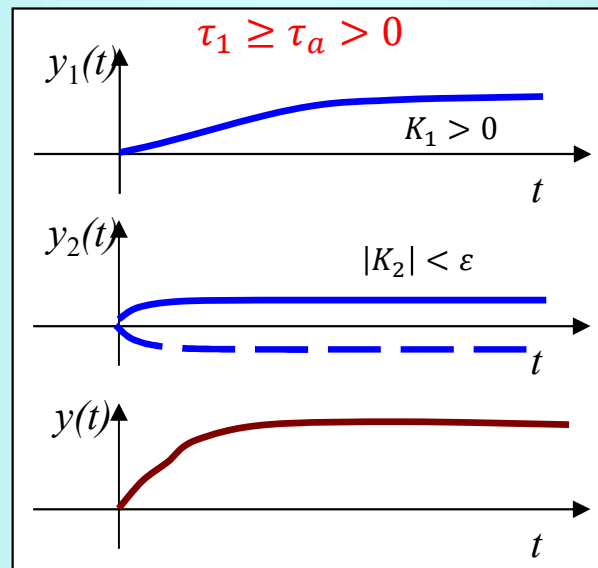
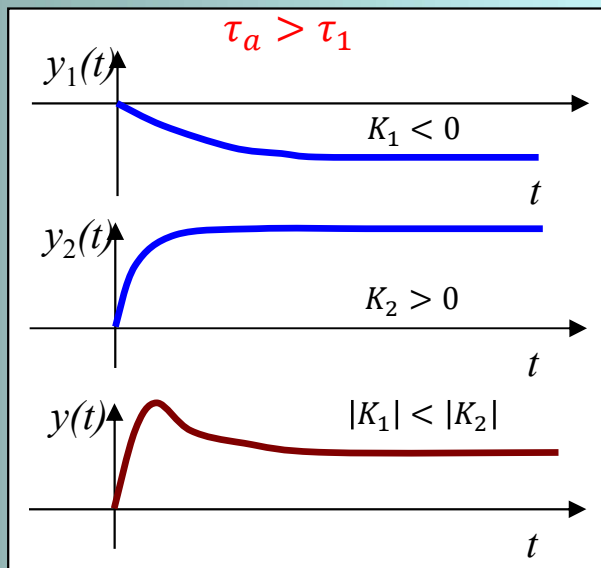
$$G(s) = \frac{K(\tau_a s + 1)}{(\tau_1 s + 1)(\tau_2 s + 1)} = \frac{K_1}{(\tau_1 s + 1)} + \frac{K_2}{(\tau_2 s + 1)}$$

$$K_1 = \frac{K(\tau_a s + 1)}{(\tau_2 s + 1)} \Big|_{s=-1/\tau_1} = \frac{K(\tau_1 - \tau_a)}{(\tau_1 - \tau_2)}$$

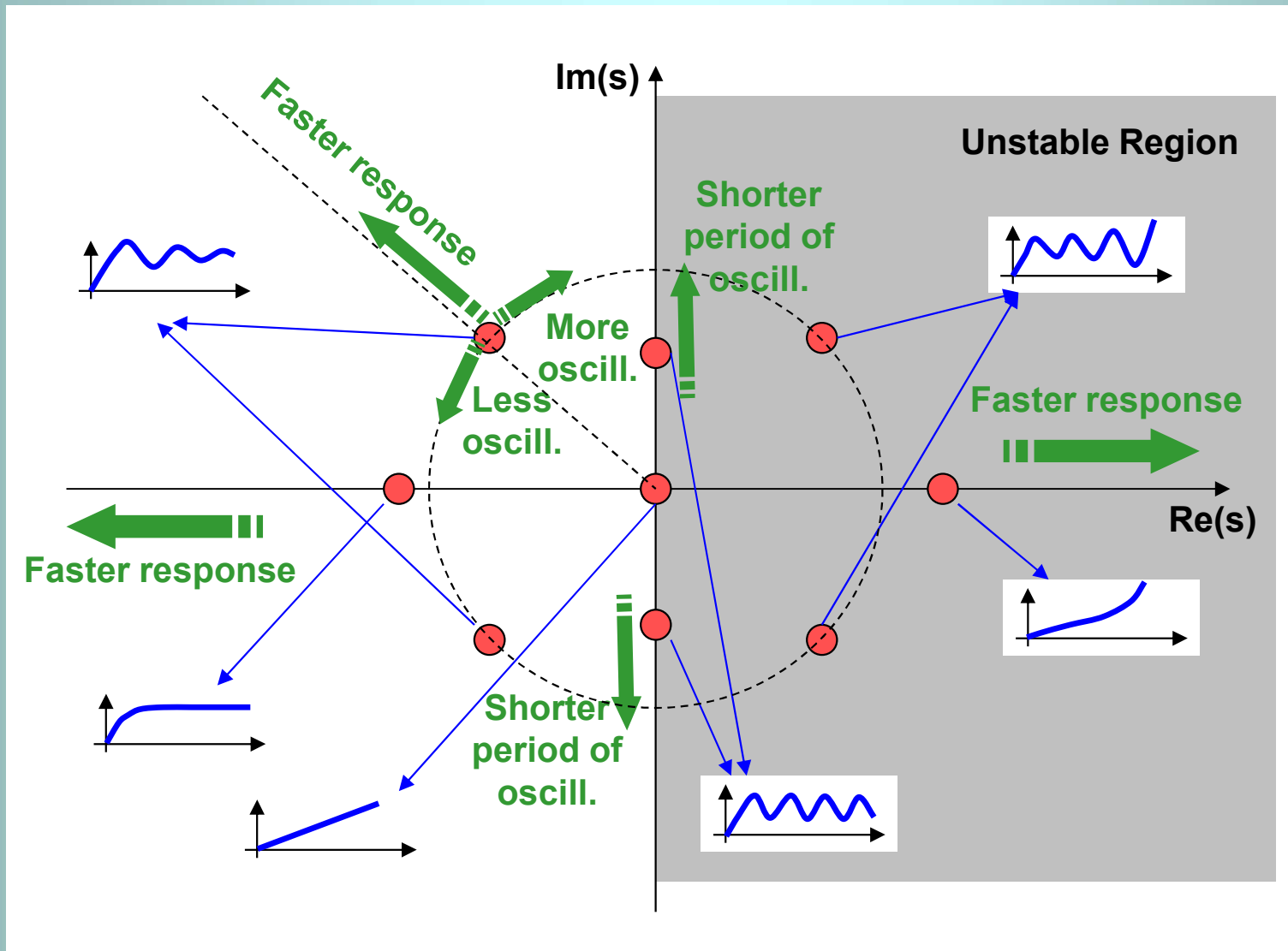
$$K_2 = \frac{K(\tau_a s + 1)}{(\tau_1 s + 1)} \Big|_{s=-1/\tau_2} = \frac{K(\tau_a - \tau_2)}{(\tau_1 - \tau_2)}$$



– Since $\tau_1 > \tau_2$, 1 is slow dynamics and 2 is fast dynamics.



EFFECTS OF POLE LOCATION



EFFECTS OF ZERO LOCATION

