
The simultaneous prediction of vapor-liquid
equilibrium and excess enthalpy

Kwon, Jung Hun

Thermodynamics and properties lab.

Contents

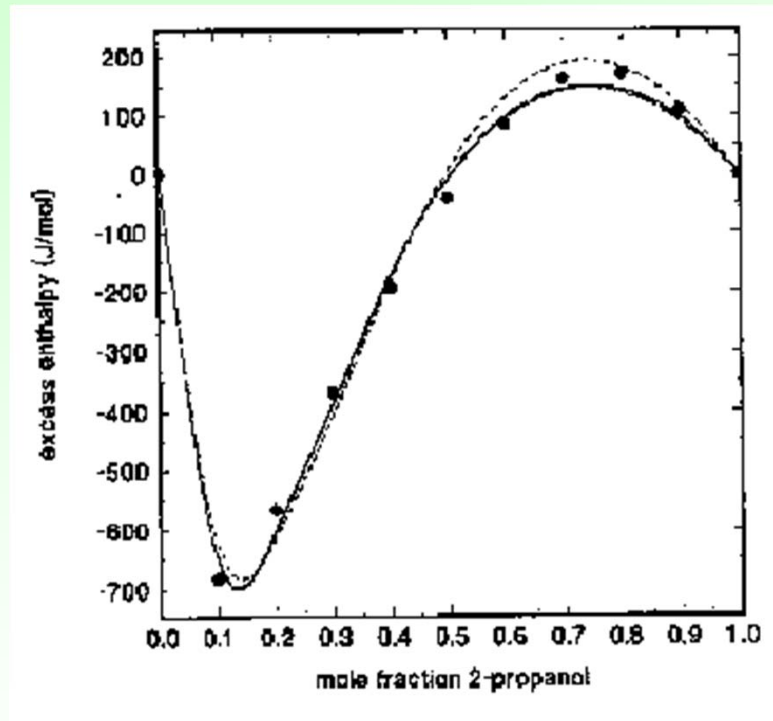
- 【1】 A comparison of cubic EOS mixing rules for the simultaneous description of excess enthalpies and VLE
Hasan Orbey , Stanley I. Sandler (1996)
- 【2】 Calculation of excess enthalpies with the CCOR EOS
H.-M Lin , M.-J Lee (1994)
- 【3】 A new method to predict thermodynamic properties of mixtures by means of a cubic EOS
YOSHINORI ADACHI AND HIDEZUMI SUGIE (1998)
- 【4】 Compilation of group-contribution of VLE and excess enthalpy
Kazuo Kojima (1997)

【1】 The simultaneous correlation VLE and H^E

Hasan Orbey , Stanley I. Sandler (1996)

- ▶ An attempt to represent simultaneously VLE and H^E behavior
 - Non ideal binary mixtures
- ▶ Representational method of VLE and H^E
 - ① The activity coefficient model
 - ② Equation of state
- ▶ Cubic EOS and various types of mixing rules
 - (a) **VLACM** (van Laar activity coefficient) model
 - (b) **VDWEOS** (van der Waals EOS) model
 - (c) **WSEOS** (Wong – Sandler) model
 - (d) **HVOS** (Orbey – Sandler) model

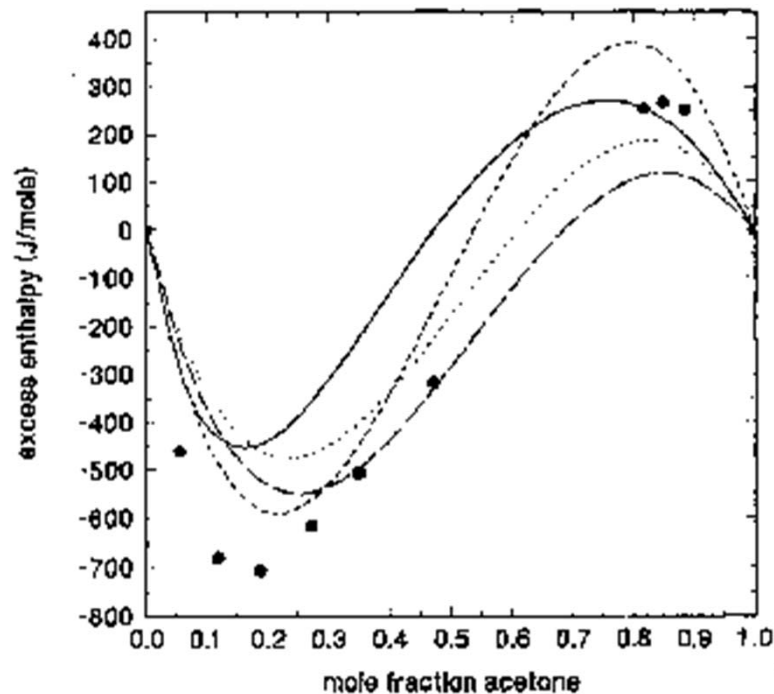
The comparison of models



- Filled circles : Experimental data
- The dotted lines : VLACM
- The solid line : VDWEOS
- The long-dashed line : WSEOS
- The short-dashed line : HVOS

Correlation of the excess enthalpy of 2-propanol + water system at 298.15K

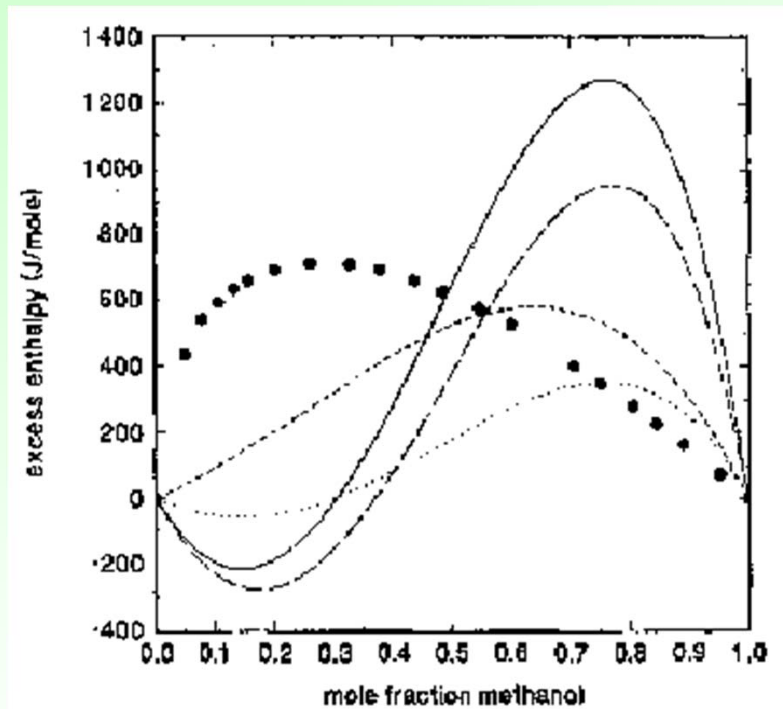
The prediction of VLE and H^E



- Filled circles : Experimental data
- The dotted lines : VLACM
- The solid line : VDWEOS
- The long-dashed line : WSEOS
- The short-dashed line : HVOS

Prediction of the excess enthalpy of acetone + water system at 293.15K and 305.15K

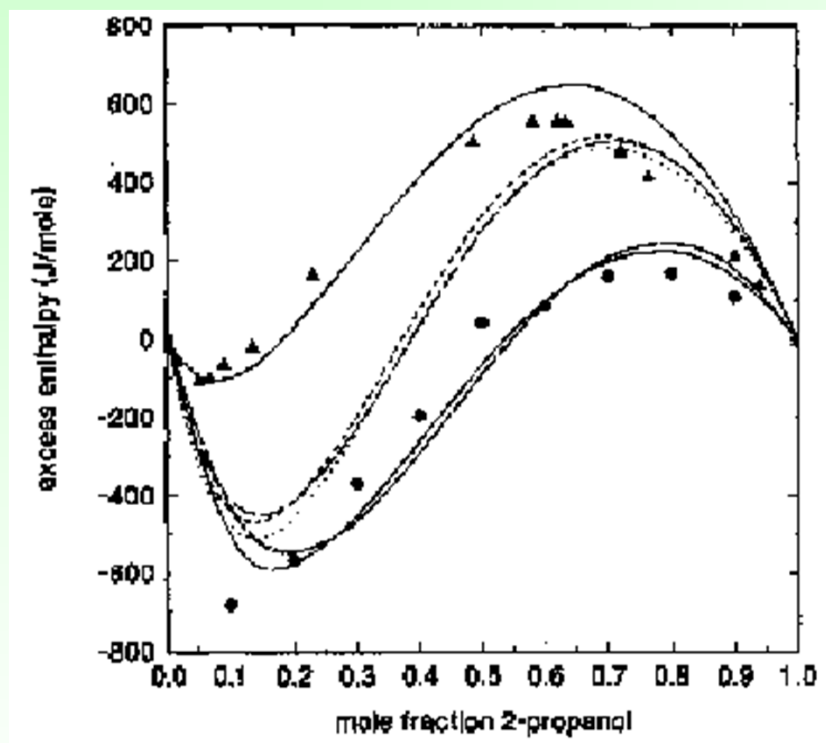
Exception



- Filled circles : Experimental data
- The dotted lines : VLACM
- The solid line : VDWEOS
- The long-dashed line : WSEOS
- The short-dashed line : HVOS

Prediction of the excess enthalpy of the **methanol +benzene system** at 298.15K with parameters obtained from the correlation of VLE data at 293.15K

The behavior of EOS model



- Filled circles :298.15K data
- Filled triangles : 348.15K data
- The dotted lines : VLACM
- The solid line : **VDWEOS**
- The long-dashed line : WSEOS
- The short-dashed line : HVOS

Excess enthalpy of 2-propanol+ water system obtained from simultaneous correlation with VLE data at 298.15K, by prediction at 348.15K with the same parameter system at 293.15K and 305.15K

Conclusion

- (1) All of the EOS models are good or better than activity coefficient models for simultaneous correlation and prediction of VLE and H^E properties.
- (2) Fitting parameters used here only to excess enthalpy data or VLE data are compatible but another property did not give satisfactory results.
- (3) The VDWEOS model led to extrapolations of reasonable accuracy for the excess enthalpy and VLE at another temperature.

【2】 Calculation of H^E with the CCOR EOS

H.-M Lin , M.-J Lee (1994)

The Cubic chain - of - rotators (CCOR) equation of state

$$P = \frac{RT[1+0.77(b/V)]}{V-0.42b} + C^R \left[\frac{0.055RT(b/V)}{V-0.42b} \right] - \frac{a}{V(V+c)} - \frac{bd}{V(V+C)(V-0.42b)}$$

① The first term

: simplification of the Carnahan-Starling equation for a hard-sphere fluid

② The second term

: contribution to pressure due to the rotational motion of a polyatomic molecule

③ The last two term : the attractive force contributions

CCOR EOS (Lin et al.,1983 ; Kim et al.,1986)

① Applications

: To calculate excess enthalpies for a variety of binary mixtures

② Characteristics

- Non-polar/polar and polar/polar system
- The conditions in both gas and liquid phase

③ Deviations

- Mixtures containing long-chain molecules such as n-hexadecane
- Asymmetric mixture

Exception of CCOR EOS

- System : methanol + chlorobenzene [AAD = 48 %]
ethanol + chlorobenzene [AAD = 63.1 %]

Polar-polar mixtures at atmospheric pressure

Mixture (1) + (2)	T (K)	k_{aj}	AAD (%)	Bias (%)	Data pts.	Source ^a
CClF ₃ -CCl ₂ F + CH ₃ -CF ₃	298	0.0268	1.9	-0.6	15	1
CClF ₃ -CCl ₂ F + CHCl ₂ -CH ₂ Cl ^b	298	0.0564	2.8	-1.1	15	1
CClF ₂ -CCl ₂ F + CHCl ₂ -CHCl ₂	298	0.0212	5.0	-0.4	14	1
Methanol ^b + chlorobenzene ^b	298	-0.0838	48.0	-29.6	18	2
Ethanol ^b + chlorobenzene ^b	298	-0.0475	63.1	-29.2	17	2
Ethanol ^b + acetone ^b	298-323	0.0309	9.7	2.2	25	3
1-Propanol ^b + methyl butanoate	298	0.0277	6.9	-1.8	15	4
1-Butanol ^b + methyl butanoate	298	0.0239	4.5	-2.4	17	4
1-Butanol ^b + propyl acetate ^b	298	0.0299	7.4	-2.8	21	4
1-Pentanol ^b + methyl butanoate	298	0.0376	1.0	0.7	17	4
1-Pentanol ^b + propyl acetate ^b	298	0.0414	4.0	-1.5	23	4
1-Hexanol ^b + propyl acetate ^b	298	0.0397	4.1	-1.6	21	4
1-Heptanol ^b + propyl acetate ^b	298	0.0660	1.1	0.4	17	4
1-Octanol ^b + propyl acetate ^b	298	0.0612	3.4	-2.1	19	4
Acetonitrile ^b + chlorobenzene ^b	298	0.0292	3.9	-1.8	16	2

^a 1, Dohnal and Patterson (1984); 2, Nagata and Tamura (1986); 3, Nicolaides and Eckert (1978); 4, Fernandez et al. (1985).

^b Using optimal A_1 and A_2 as reported by Guo et al. (1985a).

Conclusion

- (1) The CCOR equation was applied to calculate excess enthalpies for a variety of mixtures in both gas and liquid states.
- (2) These systems include polar/non-polar and polar/polar mixtures.
- (3) However, the equation did not work as well for highly asymmetric mixtures.
- (4) The substantial discrepancies between calculated and experimental data were obtained for some system.

【3】 The prediction of H^E by mixing rules

YOSHINORI ADACHI AND HIDEZUMI SUGIE (1998)

- ① The effect of the binary interaction parameters of the modified conventional mixing rules on excess thermodynamic properties of mixture.
- ② A new method to predict thermodynamic properties of mixtures by means of a cubic EOS.
- ③ The Modified Conventional Mixing Rules

$$a_m = \sum \sum x_i x_j (1 - k_{ij}) (a_i a_j)^{0.5}$$

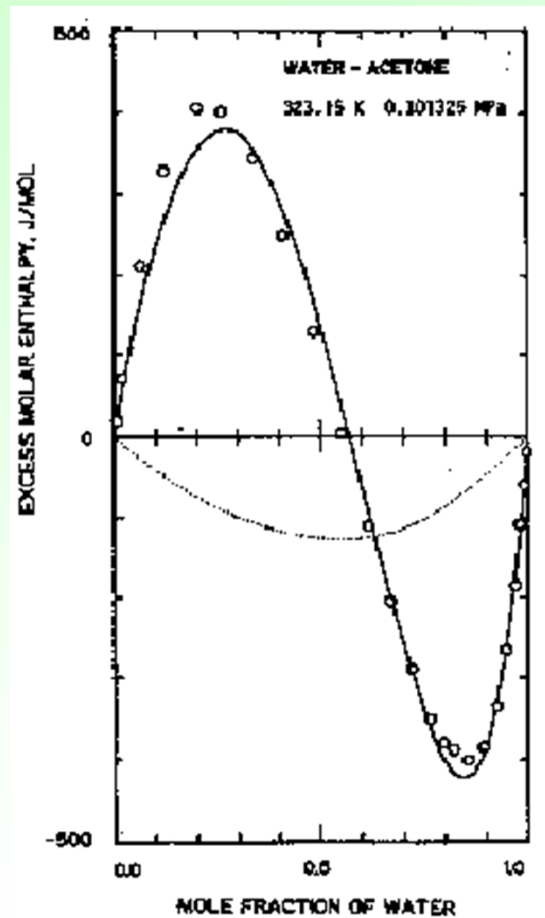
$$p^m = \sum x_i p_i^s$$

$$k_{ij} = l_{ij} + m_{ij} (x_i - x_j)$$

- ④ Excess molar properties

$$M^E = -M' + \sum x_i M'$$

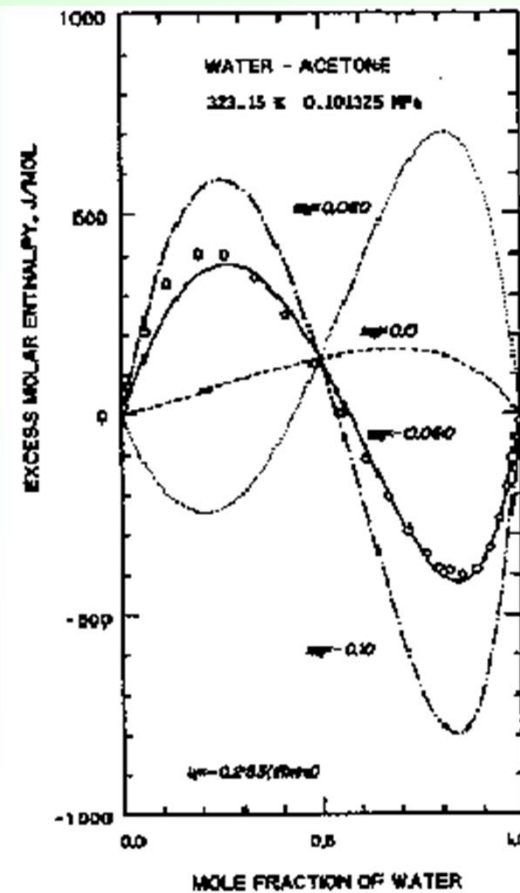
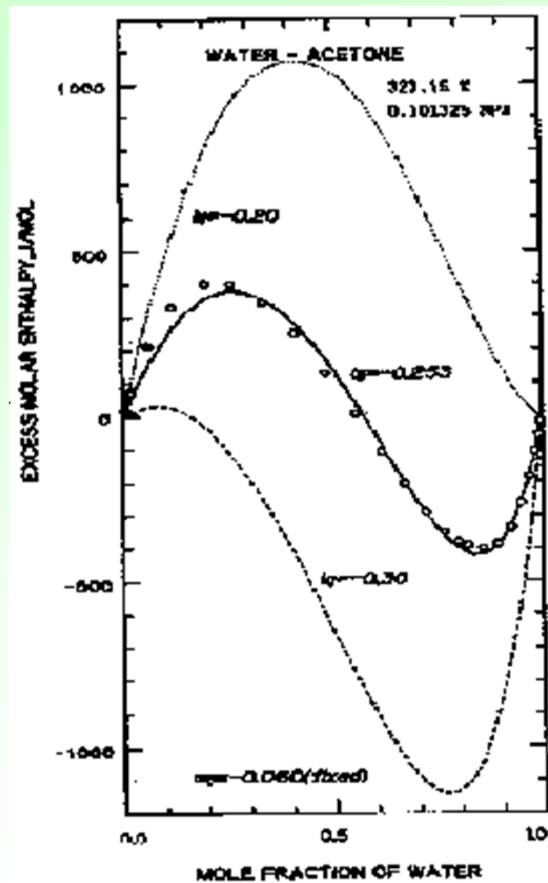
The Modified Conventional Mixing Rule



- circles : Experimental data
- ——— : **modified conventional mixing rules**
(VDW with $l_{ij}=-0.253$ and $m_{ij}=-0.060$)
- - - - : conventional mixing rules
(VDW with $k_{ij}=-0.269$)

Excess molar enthalpy of water- acetone system at 323.15K and 0.101325MPa

The effect of binary interaction parameters



- * Effect of l value on H^E at fixed m
- * Effect of m value on H^E at fixed l

$$l = -0.253$$

$$m = -0.060$$

The effect of binary interaction parameter (l , m) on Excess enthalpy calculation

Conclusion

- (1) The modified conventional mixing rules give satisfactory excess enthalpy and excess volume predictions even for strongly non-ideal solution.

- (2) The calculated result for H^E are more sensitive to the binary interaction parameters than those for V^E .

【4】 Group Contribution prediction of VLE and H^E

Kazuo Kojima (1997)

1. VLE calculations

- At low temperature ⇒ Activity coefficient equations
- At high temperature ⇒ Equations of state

2. Group Contribution Methods

- ASOG model, UNIFAC model, ...
- The group interaction parameters can be estimated by regressing available VLE data.

3. The activity coefficient of component i

$$\ln \gamma_i = \ln \gamma_i^{COM} + \ln \gamma_i^{RES}$$

- ① Combinatorial part : the difference in size and shape of molecule
- ② Residual part : intermolecular force

ASOG model

$$\ln \gamma_i^{COM} = 1 - \frac{S_i}{\sum_j^N S_j x_j} + \ln \frac{S_i}{\sum_j^N S_j x_j}$$


$$\ln \gamma_i^{RES} = \sum_k (\ln \Gamma_k - \ln \Gamma_k^{(i)})$$

$$\ln \Gamma_k = -\ln \sum_{l=1}^m X_l a_{l,k} + \left(1 - \sum_{l=1}^m \frac{a_{l,k} X_l}{\sum_{i=1}^m a_{i,k} X_i}\right)$$

$$X_l = \frac{\sum_{i=1}^N x_i v_{k,i}}{\sum_{i=1}^N x_i \sum_{l=1}^m v_{l,i}}$$

$$a_{k,l} = \exp\left(m_{k,l} + \frac{n_{k,l}}{T}\right)$$

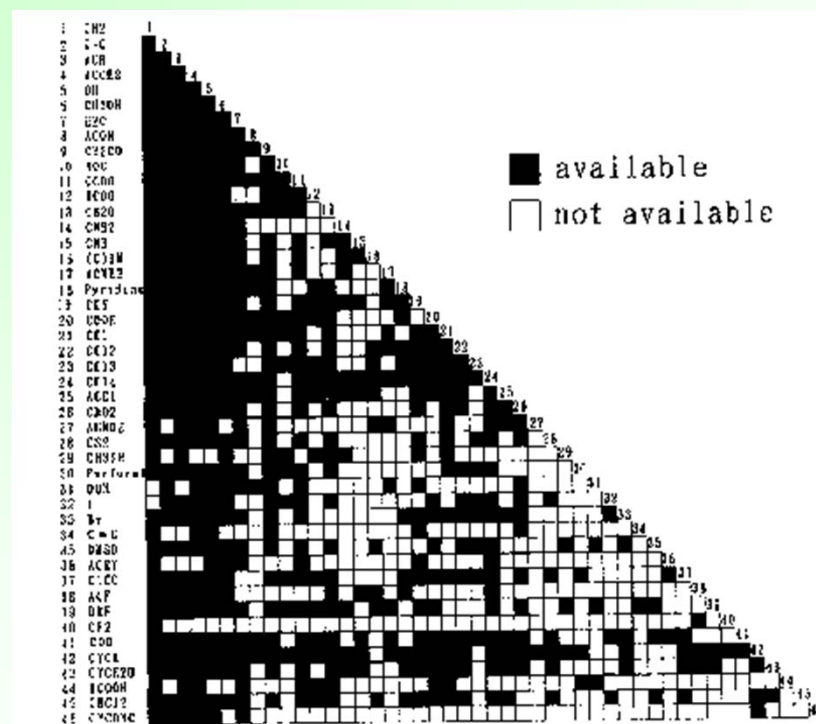
Group interaction parameters



Available ASOG group interaction parameters

[temperature range : 298 ~ 423K]


Group interaction parameters



Available modified UNIFAC (Dortmund) group interaction parameters

[temperature range : 293~ 398K]

The ASOG model for predicting the excess enthalpy



Available ASOG- H^E group interaction parameters

[temperature range : 288~ 348K]

Conclusion

- (1) Group contribution methods (ASOG, UNIFAC, modified UNIFAC) for predicting the vapor-liquid equilibrium and the excess enthalpy for mixtures of non-electrolyte solutions are presents.
- (2) Group contribution methods can be used in absence of experimental data.
- (3) The group contribution method have gained widespread popularity in chemical engineering computations.