



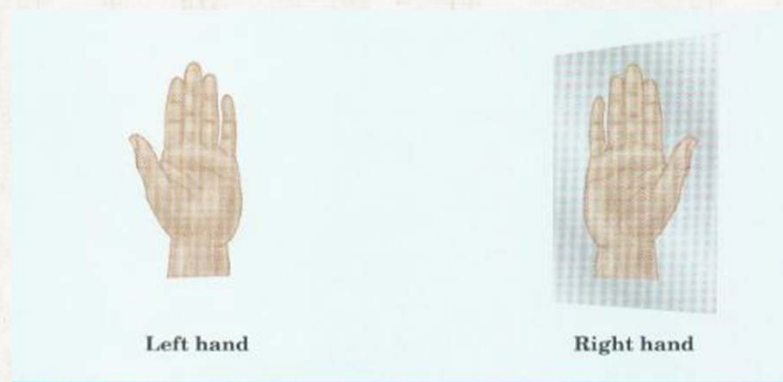
Stereochemistry

CONTENTS

- 1. Introduction**
- 2. The important terms and phenomenon**
- 3. How to determine the chirality of the molecule**
- 4. Optical activity & Specification**
- 5. Sequence rules for specification of configuration**
- 6. Diastereomers**
- 7. Meso compounds**
- 8. Racemic mixture & their resolution**
- 9. Fisher projection**
- 10. Stereochemistry of rxns**

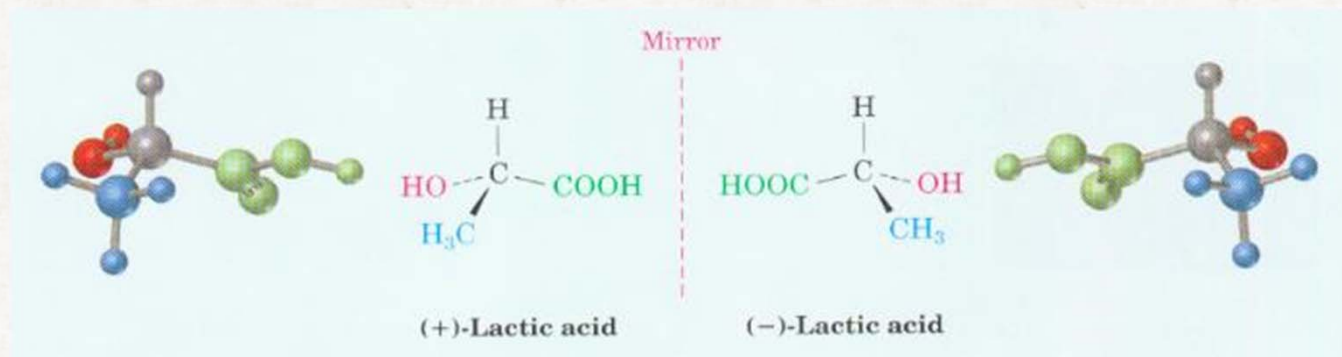
1. Introduction

- All chemical rxns occur in three dimensional space
- Carbon has the tetrahedral bondings which are sp^3 -hybridized orbitals
- So, we must always consider the phenomena of stereomers
- look at your hands



2. The important terms & phenomenon

- Enantiomers : a pair of two mirror-image molecules that are not superimposable



- Chirality : molecules existed in enantiomeric forms to each other are said to be chiral
 - A chiral center : a carbon atom(or other tetrahedrally structural atoms) is bonded to four different groups
- Is the molecules with one or more chiral centers absolutely chiral?



3. How to determine the chirality of the molecule

- A molecule is not chiral if it contains a plane of symmetry

FIGURE 9.3 ▼

The meaning of *symmetry plane*. An object like the flask (a) has a symmetry plane cutting through it, making right and left halves mirror images. An object like a hand (b) has no symmetry plane; the right "half" of a hand is not a mirror image of the left "half."



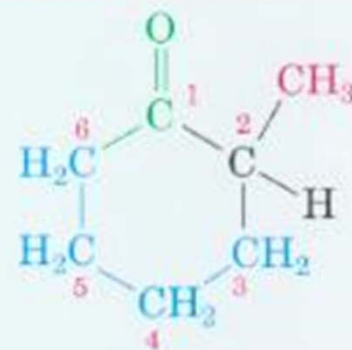
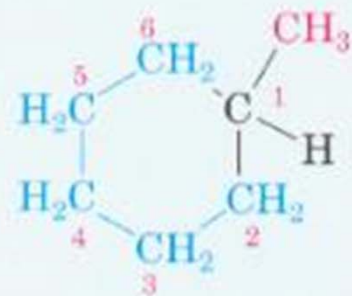
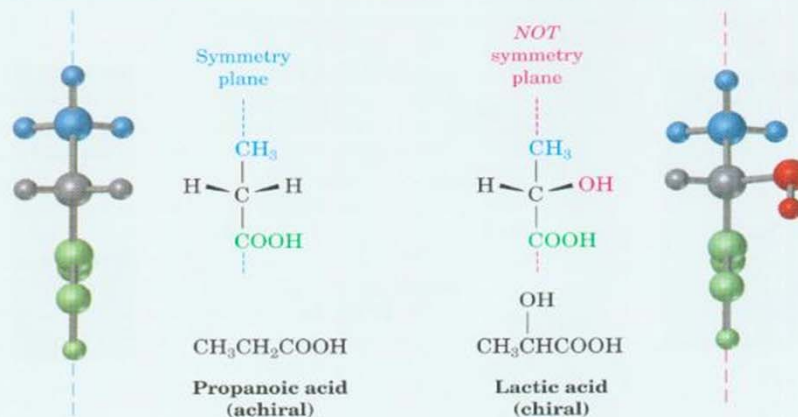
(a)



(b)

FIGURE 9.4 ▼

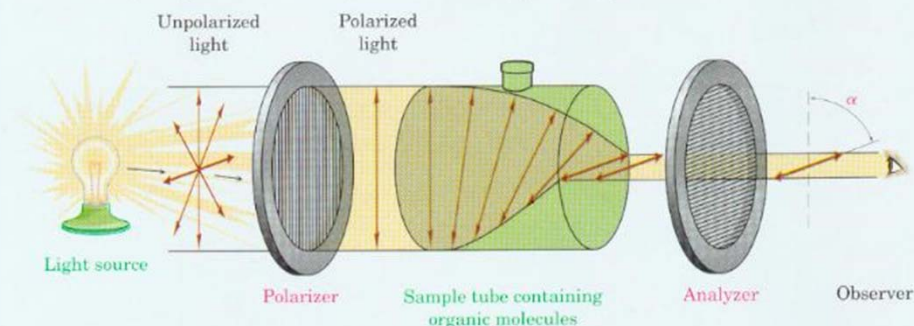
The achiral propanoic acid molecule versus the chiral lactic acid molecule. Propanoic acid has a plane of symmetry that makes one side of the molecule a mirror image of the other side. Lactic acid, however, has no such symmetry plane.



4. Optical activity and specific rotation

FIGURE 9.5 ▼

Schematic representation of a polarimeter. Plane-polarized light passes through a solution of optically active molecules, which rotate the plane of polarization.



- levorotatory(-)
: counterclockwise
- dextrorotatory(+)
: clockwise

TABLE 9.1 Specific Rotation of Some Organic Molecules

Compound	$[\alpha]_D$ (degrees)	Compound	$[\alpha]_D$ (degrees)
Penicillin V	+233	Cholesterol	-31.5
Sucrose	+66.47	Morphine	-132
Camphor	+44.26	Acetic acid	0
Monosodium glutamate	+25.5	Benzene	0

5. Sequence rules for specification of configuration

- A pictorial representation & the verbal method for
Indicating the three-dimensional arrangement of atoms
- The sequence rule
Rule-1 : Assign priorities in order of decreasing atomic number in four atoms of chiral center. The atom with highest atomic number is ranked first, the atom with lowest atomic number is ranked fourth

Rule-2 : If rule-1 is imposable, compare atomic numbers of the second atoms in each substituent, continuing on as necessary through the third or fourth atoms until the first point of differece is reached

Rule-3 : Multiple bonded atoms are equivalent to the same number of single-bonded atoms



6. Diastereomers

FIGURE 9.10 ▼

The four stereoisomers of 2-amino-3-hydroxybutanoic acid (threonine).

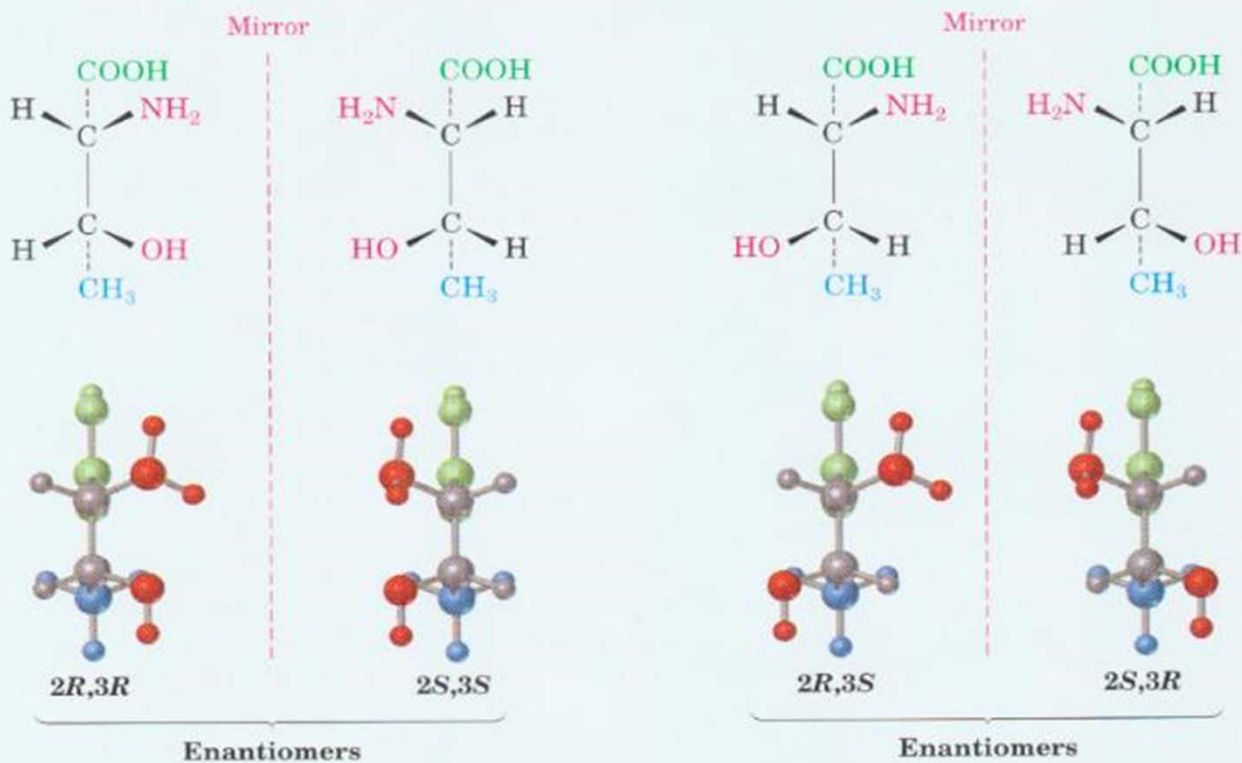




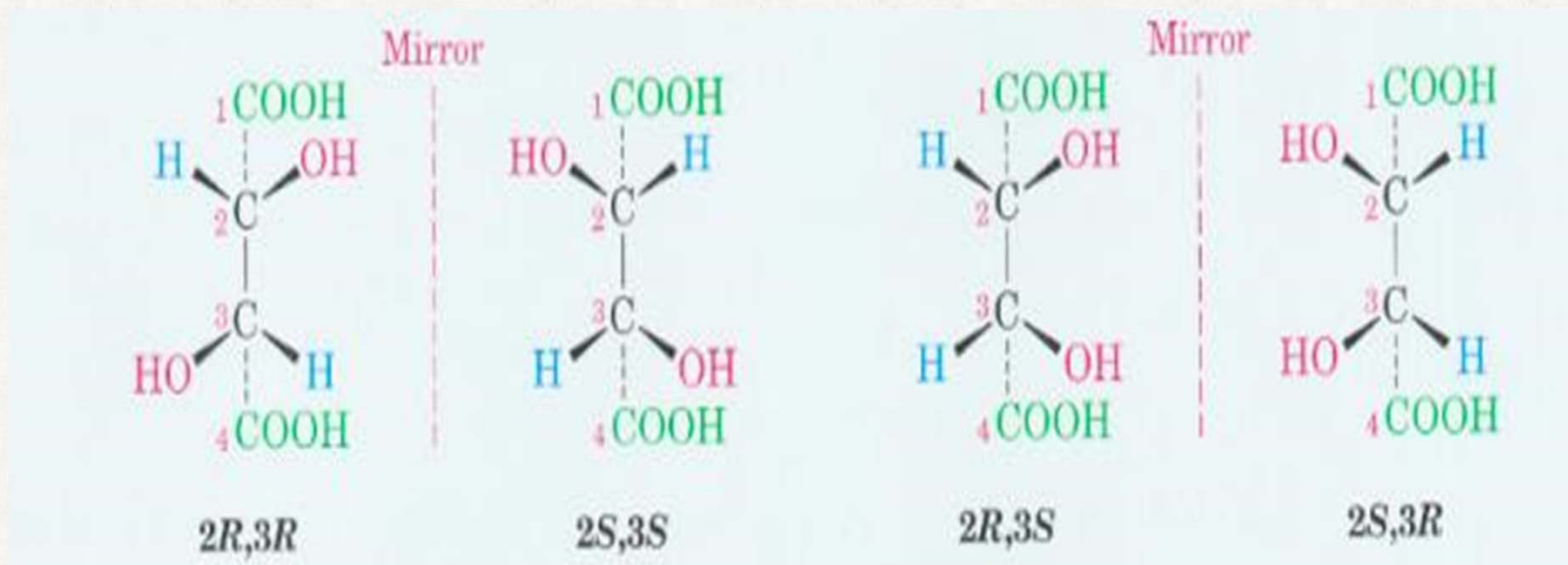
TABLE 9.2 Relationships Among Four Stereoisomers of Threonine

Stereoisomer	Enantiomeric with	Diastereomeric with
$2R,3R$	$2S,3S$	$2R,3S$ and $2S,3R$
$2S,3S$	$2R,3R$	$2R,3S$ and $2S,3R$
$2R,3S$	$2S,3R$	$2R,3R$ and $2S,3S$
$2S,3R$	$2R,3S$	$2R,3R$ and $2S,3S$

- Diastereomers are stereoisomers that are not mirror image of each other

7. Meso compounds

- Optically inactive
- A molecule with chiral centers



- A molecule with n chiral centers has a maximum of 2^n stereoisomers

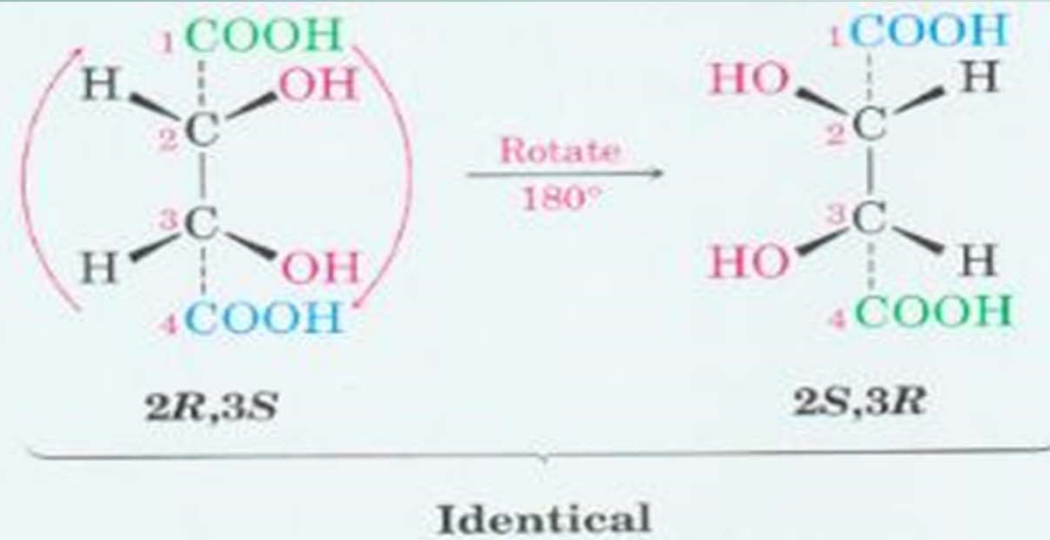
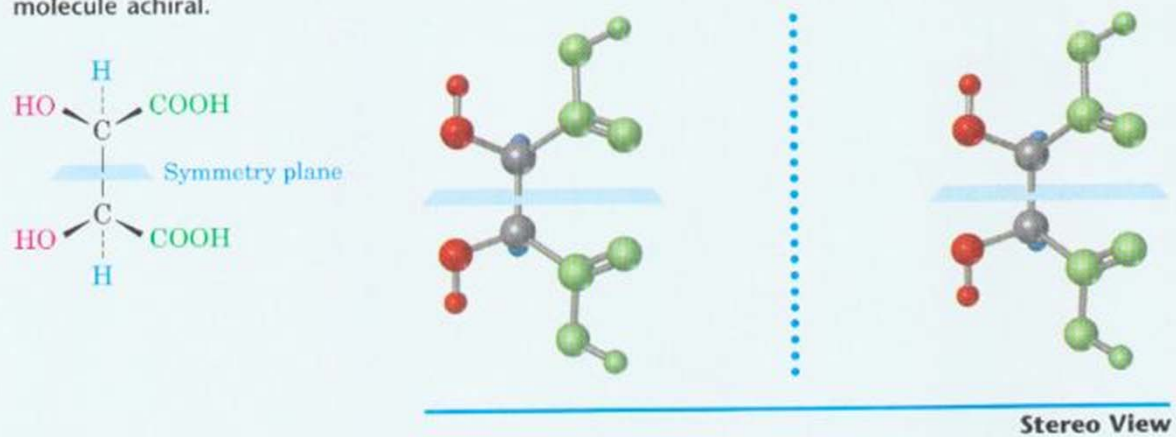


FIGURE 9.11 ▼

A symmetry plane through the C2–C3 bond of *meso*-tartaric acid makes the molecule achiral.

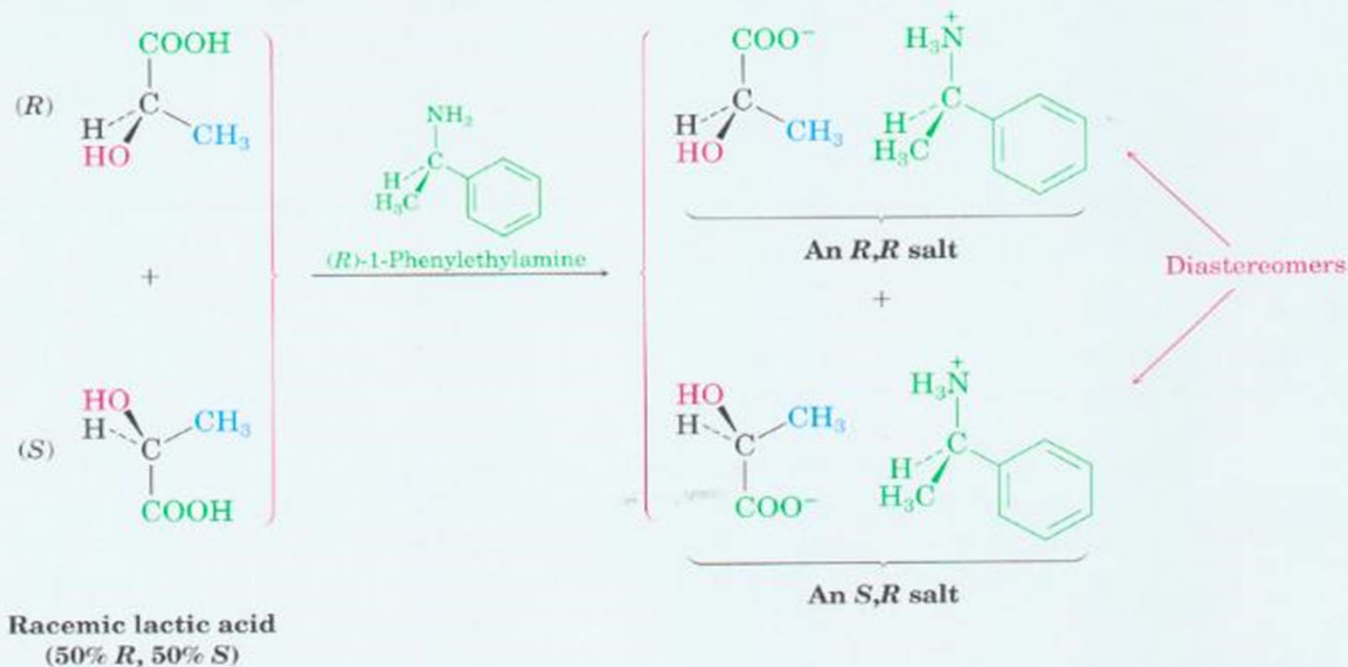


8. Racemic mixture and their resolution

- A 50:50 mixture of the two chiral enantiomers

FIGURE 9.13 ▼

Reaction of racemic lactic acid with (*R*)-1-phenylethylamine yields a mixture of diastereomeric ammonium salts.



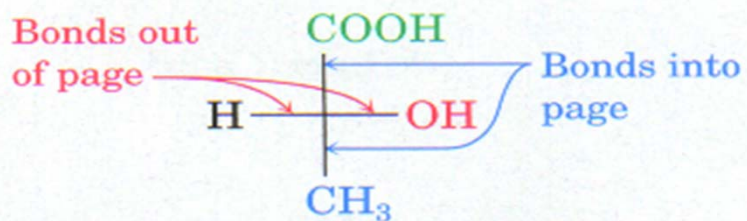
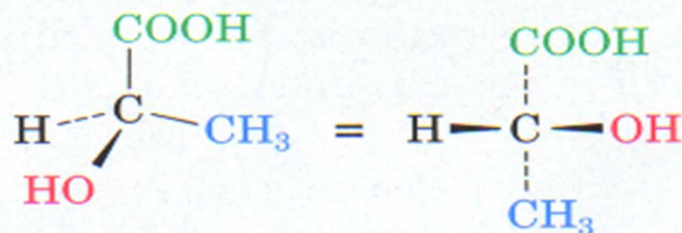
- Resolution : the separation of racemates into its (+) and (-) enantiomers
- Medically very important

Physical properties of stereoisomers



Stereoisomer	Melting point (°C)	$[\alpha]_D$ (degrees)	Density (g/cm ³)	Solubility at 20°C (g/100 mL H ₂ O)
(+)	168–170	+12	1.7598	139.0
(-)	168–170	-12	1.7598	139.0
Meso	146–148	0	1.6660	125.0
(±)	206	0	1.7880	20.6

9. Fisher projection



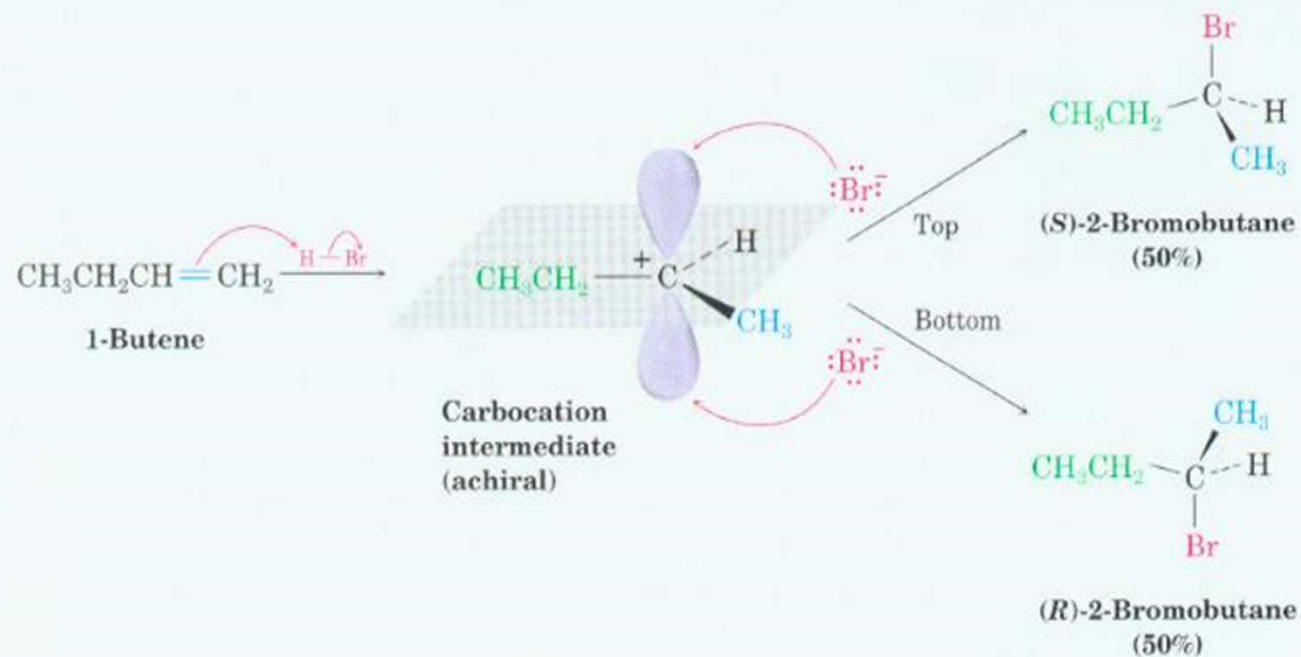
**Fischer projection
(R)-Lactic acid**

10. Stereochemistry of rxns

● Addition of HBr to alkenes

FIGURE 9.15 ▼

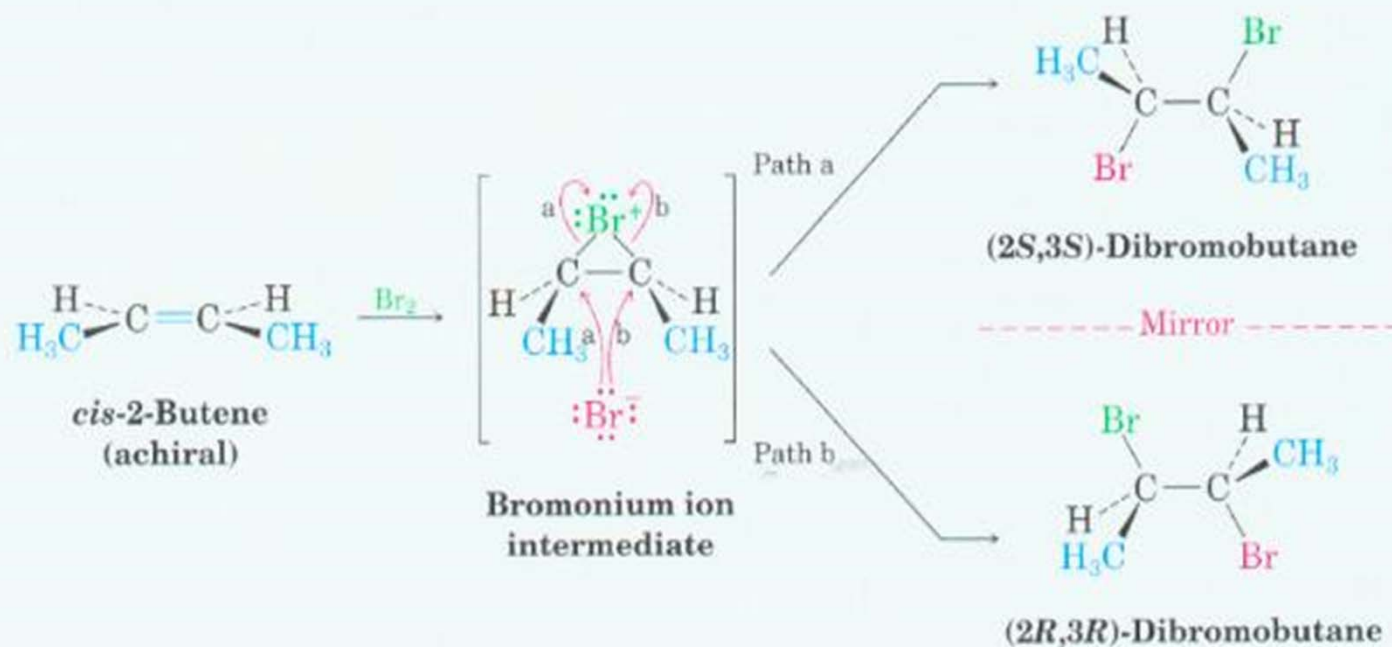
Stereochemistry of the addition of HBr to 1-butene. The achiral intermediate carbocation reacts equally well from both top and bottom, giving a racemic product mixture.



● Addition of Br₂ to alkenes

FIGURE 9.17 ▼

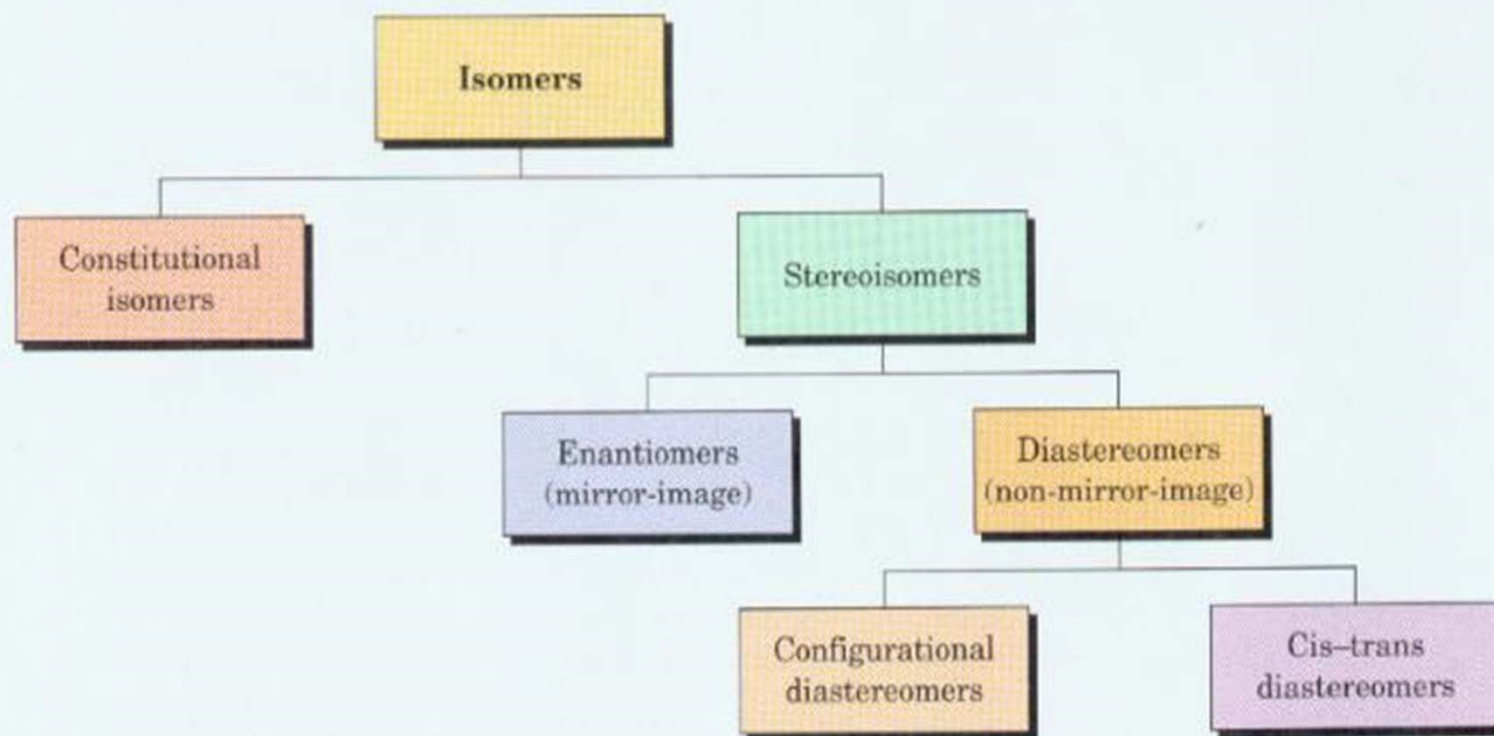
Stereochemistry of the addition of Br₂ to *cis*-2-butene. A racemic mixture of 2*S*,3*S* and 2*R*,3*R* products is formed because attack of Br⁻ on both carbons of the bromonium ion intermediate is equally likely.



A brief review of isomerism

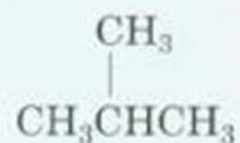
FIGURE 9.14 ▼

A flow diagram summarizing the different kinds of isomers.



- Constitutional isomers

Different carbon skeletons



and

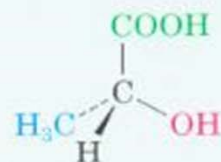


Isobutane

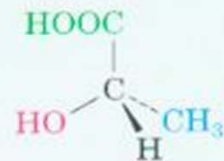
Butane

Enantiomers

(nonsuperimposable mirror-image stereoisomers)



(*R*)-Lactic acid

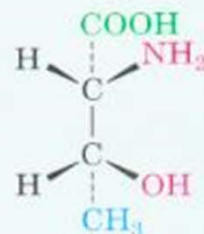


(*S*)-Lactic acid

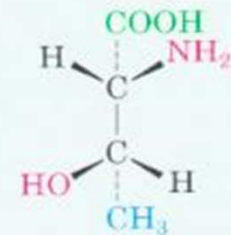
Diastereomers

(nonsuperimposable, non-mirror-image stereoisomers)

Configurational diastereomers



2*R*,3*R*-2-Amino-3-hydroxybutanoic acid



2*R*,3*S*-2-Amino-3-hydroxybutanoic acid

● Stereoisomers

Different functional groups



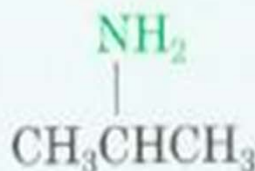
Ethyl alcohol

and



Dimethyl ether

Different position of functional groups



Isopropylamine

and



Propylamine

Although the different enantiomers of a chiral molecules have the same physical properties, they usually have different biological properties